



Under the Sea

Hello everyone, this week we will be exploring the theme of 'Under the Sea'

What would it be like, to be a sea explorer?

Are you ready to find out?

Come aboard!



There are over 34,000 species of fish in our oceans.

Try making a new species of fish!

*Draw around your hand on a piece of card.
Then carefully cut it out.*

Go crazy with stickers, sequins and pens.

When you are finished, tape a lolly stick on the back.

What will you name your new fish?

Most sharks have 5 rows of teeth, and can have as many as 3000 teeth at once! It's a good thing sharks never run out of teeth, as they lose up to 100 per day.



Female dolphins are called cows, males are called bulls and young dolphins are called calves.



Whales can hold their breaths for at least 20 minutes



We can make our own seascapes at home.

*Can you make a storm at sea? Mix shaving foam and food colouring together.
Watch the sea swirl.*



How about the Arctic seas? Fill containers with blue coloured water and freeze.

Joke Time



What did the shark say after eating the clown fish?

This tastes funny to me.

How does an octopus go into battle?

Well armed.

Why did the crab never share?

Because he was shellfish!

How many tickles does it take to make an octopus laugh?

Ten tickles



I'm A Big Whale

(Tune of Oh my Darling Clementine)

I am swimming, I am swimming, I am swimming in the sea.

I'm a big whale and I'm swimming I am swimming in the sea.

I am singing, I am singing, I am singing in the sea.

I'm a big whale and I'm singing, I am singing in the sea.

I am spouting, I am spouting, I am spouting in the sea.

I'm a big whale and I'm spouting, I am spouting in the sea.

One, two, three, four, five.

Once I caught a fish alive.

Six, seven, eight, nine, ten.

Then I let him go again.

Why did you let him go?

Because he bit my finger so!

Which little finger did he bite?

This little finger on the right.

Flap the Fish Game



This is a fun game to try in teams.

You will need:

Paper, pens, scissors and rolled up newspapers.

Colour and cut out your fish (you could use the fish on page 3)

Choose an open space and decide on a finish line.

Place your fish on the floor,

Then whack the newspaper behind the fish.
The draught should make the fish move forward.


It's a race to the end!

READY, STEADY.....GO!



Songs for you

(Tune of Frere Jacques)

Fish are swimming,
fish are swimming,
In the sea, in the sea,
A-splishing and a-splashing,
A-splishing and a-splashing,
Look and see, look and see.



Colour Me



Make your own sea world

Fill a plastic bottle with water, you can add food colouring if you wish. Glitter looks great floating around. Do you have any small toys that will float inside? A few drops of oil added to the water, will make any objects move slowly. Replace the lid and shake!!!!

Well I hope this week's activities, have given you some ideas to try. Don't forget we would love to see pictures of your creations.

Have fun this week and keep exploring wherever you are.

Keep washing those hands.

Best wishes from all of us at Arty Tots.

