



## Something pretty to hang on your door:

Draw around a plate to make a circle on a piece of card. Then draw a smaller circle inside the big circle. Carefully cut out the middle.

*A paper plate works just as well. Using our templates on page 3, draw the flower shapes onto colourful paper and cut out.*

Stick the flowers around the circle and tie a loop with a length of ribbon or wool.

# Flowers



Hello, it's fun to join you again.

Now we have time to spare, it's a good time to look outside, to see if anything new is growing.

The fine weather encouraged the plants to grow tall and there are so many new flowers. What flowers can you see growing?

Many artists were inspired by nature, these sunflowers were painted by Dutch artist, Vincent Van Gogh 1853-1890

*He said "If you truly love nature, you will find beauty everywhere"*



This painting of waterlilies is by French artist Claude Monet.



Adult supervision is needed here.

Hot water can cause scalding

## Playdough Recipe

2 cups of flour

1 cup of salt

2 tablespoons of oil

3 teaspoons of Cream of Tartar

2 cups of boiling water

( rose oil or lavender oil can be added)

Mix altogether in a bowl then knead onto a floured table.

Flowers can then be pressed into the dough.

**Knock, knock!**

Who's there?

**Lettuce**

Lettuce who?

**Lettuce in!**

**What kind of bean never grows in a garden?**

A jelly bean

**What did the flower say to the flower beside him?**

Move over bud!

**What is a frog's favourite flower?**

A croak-us!

## Jokes



## For You

I Spy

Can you find?

1. A dandelion
2. A daisy
3. A pink flower
4. A ladybird
5. A cobweb
6. A dandelion clock
7. A bee
8. A purple flower
9. Clover



Plastic bottles can make beautiful works of art. So, if you have paint at home, have a go and create your own work of art.



### Five Little Flowers

One little flower growing just for you.  
Up came another and then there were two.

Two little flowers growing near a tree.  
Up came another and then there were three.

Three little flowers growing more and more.  
Up came another and then there were four.

Four little flowers growing side by side.  
Up came another and then there were five.



### Tune of Row, row your boat

Dig, dig, dig the earth  
Then you plant the seeds  
A gentle rain  
The bright sunshine  
And flowers you will see.



### Did you know?

Flowers did not always exist; they first appeared 140 million years ago.

Several centuries ago, in Holland, tulips were more valuable than gold.

Broccoli is actually a flower.

In the Bronze Age people used bluebells to make glue.

A sunflower centre contains up to 2,000 tiny flowers called florets.




### Mary, Mary

Mary, Mary Quite Contrary

How does your garden grow?

With silver bells and cockleshells

And pretty maids all in a row.





Look how beautiful these flowers are.

Place a flower in each cube of the ice cube tray. Fill with water and freeze. Tip the frozen flowers out of the tray. How long does it take to melt?



Find a dandelion clock outside. Blow gently, counting one O'clock, 2 O'clock ....., until there are no seeds left. What time is it?

*'On a big, white puff*

*I blew and blew,*

*I wished for .....*

*I hope it comes true.'*



How can you keep a flower forever?

Pick a few flowers, ask a grown up first! Make sure they are dry.



Put them on a paper towel. Place inside a heavy book. Put a paper towel on top of the flowers. Close the book, leave inside the book for at least 4 weeks.

Carefully open the book, now you can make a pressed flower picture.



A  
sunflower  
for you to  
colour

Flower templates  
for you to cut out.



Well we hope you have fun looking for flowers, don't forget to smell them too!

We would like to send all our best wishes to you.

Keep safe, have fun and carry on.

