

Patterns

All Aboriginal designs have a story behind them. These are dot paintings, they can be painted on rocks, wood and in caves.



Hello again, it's good to keep in touch with you. This week I received a card from a friend in Australia. What a beautiful Aboriginal pattern. This inspired the theme for this week.

Look around to see what patterns you can find indoors and outdoors.



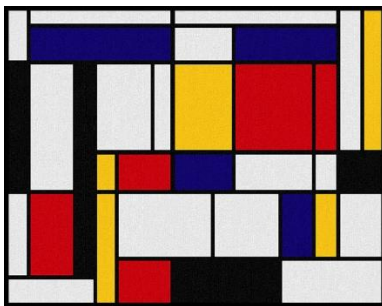
Looking around outside I found some pebbles, do you like this snake I made? hissssssss!



In Japan, gravel is raked to produce wonderful patterns.


The ripples represent water, these gardens are called '*Karesansui*' or zen garden.

If you have sand outside, why don't you try this?



A Dutch painter, *Piet Mondrian* 1872-1944, used blocks of colour and shape. Can you draw boxes on white paper and colour them in, using red, blue, black and yellow?

Amazingly Mondrian never used a ruler!



Why are leopards bad at 'Hide and Seek'?

Because they're always spotted!

What's black and white, black and white, black and white?



A penguin rolling down the hill!

Why did the ladybird go to the doctor?

Because she had spots!

What's black, white and very noisy?

A zebra playing the drums!



Look at these patterns found in the Animal Kingdom.

Animals have patterns to help them blend in with their surroundings. Can you guess which animal these patterns belong to?



Patterns can be made from any objects.

'A pattern is a design that is repeated many times.'

Have a good look around your home and outside, what will you find?



To the tune of 'London Bridge is Falling Down'

If you're wearing spots today,

Spots today, spots today.

If you're wearing spots today

Stand up and say "Hooray!"

If you're wearing stripes today,

Stripes today, stripes today.

If you're wearing stripes today

Stand up and say "Hooray

Try a rhythm pattern using your body

Clap hands x4

Tap knees x4

Click fingers x4

Tap feet x4

Now get FASTER!!!!



Song

Time

Head, Shoulders, Knees and Toes

Head, shoulders, knees and toes,
Knees and toes.

Head, shoulders, knees and toes,
Knees and toes.


Eyes and ears and mouth and nose.

Head, shoulders, knees and toes,
Knees and toes.





Try making a 'fish dot picture', by using paint and your fingertips to create dots, or dabbing dots with a felt tipped pen.
Have fun



If you have chalks at home, how about making some patterns on the path. Take a photo quick, before the rain comes!

*Have fun with your families and stay safe and well. Don't forget to take photos of all your wonderful creations. Date your artwork too, it will be interesting to look back to see what we did in 'lockdown' 2020. **Best wishes from Vicki and The Arty Tots Crew***

