



**TRANSITION SUPPORT  
PRESCHOOL TO SCHOOL**

# PHOTO BOOK



## PHOTO BOOK

This is a personalised book which is given to the child's parent/carer towards the end of the summer term, for use during the summer holiday.

The parent/carer is encouraged to look at the book and talk about the photos with the child. This will familiarise the child with the new school etc., and it is best done on a weekly basis to begin with.

It is helpful to increase this to a daily basis for the two weeks before the child starts school.

SUGGESTED CONTENTS –take photographs of the following:-

school sign	school building	path to entrance	foyer
-------------	-----------------	------------------	-------

actual entrance the child will use going into school
--

area where child will hand his/her coat etc
---

- coat peg, place for lunch box, box/area where toys from home will be left

toilets

- cubicle, sink

door to child's classroom
---------------------------

child's classroom
-------------------

actual area where child's class will play
---

lunch area
------------

hall/outdoor area for PE	Hall—assembly / lunch	/ PE
--------------------------	-----------------------	------

Library
---------

Computer room
---------------

Support Assistant(s)
----------------------


Headteacher?
--------------

Teacher
---------


Any other photos thought to be relevant - eg outdoor rules - we do not play on the grass.

Size A5


Font size: 28 Sassoon Primary Infant




My new school




My name is .....




My teacher



My helper




Peg for my coat




My toy goes in my drawer




Toilets




My classroom




We can play past the hands




We don't go past the feet



Sometimes we play on the grass




We play on the playground,  
sometimes we do PE here




The hall




Assembly, PE and lunch in here




The library




Music room




My table




Outdoor play area




My new school




My name is .....



My teacher




My helper



I go through the gate.


I go down the path.




In the playground I look for this door.

This is my way into school.







Music room




Library




We don't go past the feet




Sometimes we play on the grass




We can play past the hands




We play on the playground.  
Sometimes we do PE here.




Assembly, PE and lunch here




Outdoor play area




My table




The hall




My classroom



My toy goes in my drawer



Peg for my coat



Toilets