
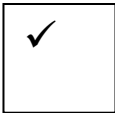




SPECIALIST TEACHING SERVICE

Filling in a Teaching Talking Profile

Preferred method for STS referrals and tracking progress

	Child can do this independently and consistently
	An emerging skill – child can do this but not always independently, without reminders or consistently in all environments
	Child can not do this yet
	Skill not assessed or observed

It is helpful to update the Teaching Talking Profile by using different colours or using a different thickness of pen – then when the profile is photocopied it is clear which ticks have been filled in when. Don't forget to date the profile in the same pen as you use to fill it in – please complete at the end of each term.

It is possible – in fact probable – that a child's profile will span two charts. It is acceptable, and often desirable, to use two charts together to show an accurate picture of the child. Remember to attach them securely together.

It is helpful to annotate the profile if a skill is emerging in an unusual way or if part of the skill is secure but part has not developed.

Ordering profiles and teaching talking resources.

Search www.gl-assessment.co.uk

Click on 'education'

Click on 'products' – which will give a drop down menu

Click on 'see all products'

Scroll to click on 'Teaching Talking'

Scroll down for ordering packs of individual profiles or handbooks and resource manuals.

The ages against profiles refer to the ages that skills will develop in a normally developing child. Remember that if you are filling these profiles in, you are likely to need to use the profiles marked for below the child's chronological age.