

# Autumn Audit of Childcare Providers 2013

**Published By:**

Business and Commissioning Intelligence  
People Group  
June 2014



*Working for  
Warwickshire*

## **Contents**

	<b>Page</b>
<b>Introduction</b>	<b>2</b>
<b>Funded 2 year old providers</b>	<b>3</b>
Places and vacancies	3
Factors limiting the number of 2Help places providers are able to offer	4
<b>3 &amp; 4 Year old NEF providers</b>	<b>6</b>
Places and vacancies	6
Factors limiting the number of NEF places providers are able to offer	7
<b>Childcare for children with a disability</b>	<b>9</b>
<b>Childcare vouchers</b>	<b>10</b>
<b>Early years workforce – GCSE Maths and English</b>	<b>11</b>
<b>Conclusions &amp; Recommendations</b>	<b>12</b>
<b>Appendix</b>	<b>14</b>
Appendix A – Copy of survey	15
Appendix B – Data Tables	19

## **List of figures**

<b>Figure</b>	<b>Page</b>
Figure 1 - 2help providers by provider type	3
Figure 2 - 2help provider maximum number of places, vacancies and DfE eligible 2 year olds	3
Figure 3 - Factors limiting the number of 2Help places providers are able to offer	4
Figure 4 - NEF providers by provider type	6
Figure 5 - NEF providers maximum number of places, vacancies, 3&4 year old population and number of 3&4 year olds attending maintained nursery provision	6
Figure 6 - Factors limiting the number of NEF places providers are able to offer	8
Figure 7 - Percentage of childcare providers that are able to offer different types of support to disabled children	9
Figure 8 - Percentage of providers that promote childcare vouchers and the number of parents that use childcare vouchers at funded providers	10
Figure 9 - Percentage of early years workers that have GCSE (or equivalent) Maths and English grade C or above. Full data table by Children's centre area can be found in Appendix B - Data Tables.	11

## **Further Information**

If you have any comments about this report, or questions about the information within it, please contact:

Ross Keefe  
Business and Commissioning Intelligence  
Tel: 01926 742208  
Email: [rosskeefe@warwickshire.gov.uk](mailto:rosskeefe@warwickshire.gov.uk)

Published: June 2014

## **Introduction**

The Autumn Audit, is a survey of Warwickshire childcare providers who provide 15 hours of government funded childcare places for 2 year olds who qualified for 2Help funding and all 3&4 year olds until they are of compulsory school age. The survey aims to establish the true supply of childcare places in the County and any issues settings have in being able to provide childcare places.

The 2013 Autumn Audit of childcare providers was distributed during the Autumn term to all childcare settings in Warwickshire that provide funded 2 year old places and/or NEF places. The survey sought to gain information on the providers ability to provide places for 2, 3 and 4 year olds, their ability to provide childcare for those children with a disability, the use of childcare vouchers or tax credits by parents and also to gain some insight into the qualifications of the Early Years workforce.

All 280 providers in receipt of 2 Help funding and/or Nursery Education Funding (NEF), of which 40 are child minders, are obliged to complete and return their Audit form. The data is analysed by Children Centre groupings and reach areas in order to correspond with the Childcare Sufficiency Assessment.

This year the survey was all completed online via Survey Monkey. A copy of the survey questions sent to the providers can be found in Appendix A.

All data has been reported as submitted by individual settings; it is, therefore, possible that errors were made by providers when completing the form. Due to changes in how provider registration details are now recorded by Ofsted, it is not now possible to find out the difference between the places for NEF and what the setting is registered for.

## Funded 2 year old providers

This is the first year that we have been able to survey the 2Help funded providers. We received replies from 197 providers who stated they provided 2 year old places. Figure 1 shows the providers by type.

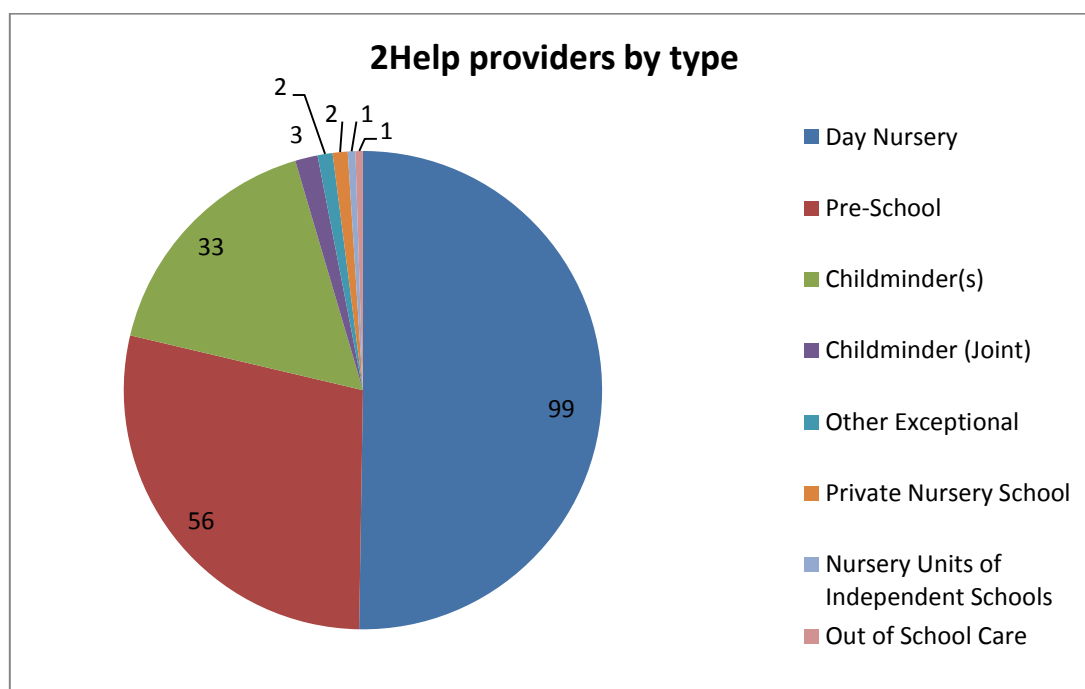


Figure 1 - 2 Help providers by provider type

## Places and Vacancies

Providers were asked to provide details about the maximum number of full time (15 hour only) funded places that are practicable, reasonable and sustainable to offer at the setting. This question is designed to get a true figure of how many funded places that a provider can provide. The settings were also asked to provide the number of vacancies they had for full time funded 2 year old places. Figure 2 shows the maximum number of places a provider said it could provide and the number of vacancies by children centre grouping and area. The table also shows the number of eligible children per grouping according to figures from the Department for Education (DfE).

Children's Centre Groups	Number of providers	Maximum number of 2 YO funded places	Number of 2 year old vacancies	Total Autumn term eligible (20%)(DfE)
North Warwickshire	28	285	118	98
Bedworth	16	205	48	118
Nuneaton	28	408	106	254
Rugby	33	265	75	159
South Warwickshire	10	74	48	35
South West Warwickshire	26	185	123	66
Southam	9	37	39	14
Kenilworth	10	71	29	16
Leamington	27	260	105	65
Warwick	10	67	22	57
<b>Grand Total</b>	<b>197</b>	<b>1857</b>	<b>713</b>	<b>882</b>

Figure 2 - 2Help providers maximum number of places, vacancies and DfE eligible 2 year olds (A full table broken down by children's centre in Appendix B –Data Tables)

In all the areas, the maximum number of places that providers said they are able to provide is more than the number of eligible 2 year olds. However, from September 2014, the amount of eligible 2 year olds will double which may put pressure on places in some areas, especially where the number of vacancies is low but demand is likely to high, in Rugby or Bedworth, for example.

### Factors limiting the number of 2Help places providers are able to offer

Providers were also asked to provide details of any factors which affect them being able to provide more 2Help places, figure 3 shows the results of this. The most common issue across most areas is that the space and layout of the setting restricts further places being made available.

Children's Centres by Groupings	Number of providers	Space/ layout	Recruitment of staff	Staff to child ratios	Sustainability of business	Personal preference	We could accept more funded 2 YO
<b>North Warwickshire</b>	<b>28</b>	<b>54%</b>	<b>14%</b>	<b>29%</b>	<b>11%</b>	<b>14%</b>	<b>29%</b>
Atherstone Early Years Centre	6	67%	0%	17%	17%	0%	50%
Coleshill Children's Centre	10	40%	20%	30%	10%	20%	20%
Kingsbury Children's Centre	4	50%	25%	25%	0%	0%	50%
Mancetter Sure Start Children's Centre	3	100%	0%	33%	33%	33%	0%
Polesworth Children's Centre	5	40%	20%	40%	0%	20%	20%
<b>Bedworth</b>	<b>16</b>	<b>50%</b>	<b>19%</b>	<b>50%</b>	<b>13%</b>	<b>0%</b>	<b>13%</b>
Bedworth Heath Children's Centre & Nursery School	3	33%	0%	33%	33%	0%	0%
Bulkington Children's Centre	5	40%	60%	60%	20%	0%	20%
Rainbow Children's Centre	3	33%	0%	33%	0%	0%	33%
St. Michael's Children's Centre	5	80%	0%	60%	0%	0%	0%
<b>Nuneaton</b>	<b>28</b>	<b>68%</b>	<b>18%</b>	<b>39%</b>	<b>14%</b>	<b>7%</b>	<b>11%</b>
Abbey Children's Centre	3	67%	0%	33%	33%	33%	0%
Camp Hill Children's Centre	2	50%	50%	100%	50%	0%	0%
Park Lane Children's Centre	8	63%	25%	38%	0%	13%	13%
Riversley Park Children's Centre	2	100%	50%	0%	0%	0%	0%
St. Nicholas Children's Centre	7	57%	0%	71%	14%	0%	14%
Stockingford Children's Centre	6	83%	17%	0%	17%	0%	17%
<b>Rugby</b>	<b>33</b>	<b>39%</b>	<b>9%</b>	<b>52%</b>	<b>3%</b>	<b>9%</b>	<b>15%</b>
Boughton Leigh Children's Centre	3	0%	0%	33%	0%	33%	0%
Cawston Children's Centre	5	40%	0%	60%	20%	20%	20%
Claremont Children's Centre	7	57%	14%	43%	0%	0%	14%
Dunchurch & District Children's Centre	4	25%	0%	100%	0%	0%	0%
Hillmorton Children's Centre	5	40%	20%	20%	0%	20%	20%
Newbold Riverside Children's Centre	4	50%	0%	75%	0%	0%	25%
Oakfield Children's Centre	5	40%	20%	40%	0%	0%	20%
<b>South Warwickshire</b>	<b>10</b>	<b>50%</b>	<b>20%</b>	<b>60%</b>	<b>10%</b>	<b>0%</b>	<b>30%</b>
Badger Valley Children's Centre	4	50%	25%	50%	25%	0%	25%
Lighthorne Heath & District Children's Centre	2	50%	0%	0%	0%	0%	100%
Wellies Children's Centre	4	50%	25%	100%	0%	0%	0%
<b>South West Warwickshire</b>	<b>26</b>	<b>38%</b>	<b>12%</b>	<b>42%</b>	<b>15%</b>	<b>0%</b>	<b>19%</b>
Alcester & District Children's Centre	4	50%	0%	25%	50%	0%	0%
Clopton and District Children's Centre	6	33%	17%	67%	0%	0%	17%
Stratford Children's Centre	7	29%	14%	57%	0%	0%	29%
Studley & District Children's Centre	9	44%	11%	22%	22%	0%	22%
<b>Southam</b>	<b>9</b>	<b>33%</b>	<b>22%</b>	<b>44%</b>	<b>22%</b>	<b>11%</b>	<b>22%</b>
Southam & District Children's Centre	9	33%	22%	44%	22%	11%	22%
<b>Kenilworth</b>	<b>10</b>	<b>30%</b>	<b>0%</b>	<b>30%</b>	<b>20%</b>	<b>0%</b>	<b>30%</b>
Kenilworth Children's Centre & Nursery school	4	25%	0%	75%	25%	0%	0%
St. Johns Children's Centre (Kenilworth)	6	33%	0%	0%	17%	0%	50%
<b>Leamington</b>	<b>27</b>	<b>44%</b>	<b>7%</b>	<b>37%</b>	<b>15%</b>	<b>7%</b>	<b>7%</b>
Dale Street Children's Centre	12	50%	8%	17%	8%	8%	8%
Kingsway Children's Centre	5	40%	0%	60%	0%	0%	20%
Lillington Children's Centre & Community Centre	4	25%	0%	25%	25%	0%	0%
Sydenham Children's Centre	4	50%	25%	75%	50%	0%	0%
Whitnash Children's Centre	2	50%	0%	50%	0%	50%	0%
<b>Warwick</b>	<b>10</b>	<b>30%</b>	<b>10%</b>	<b>50%</b>	<b>20%</b>	<b>20%</b>	<b>30%</b>
Warwick Children's Centre & Nursery school	3	67%	33%	67%	33%	33%	0%
Westgate Children's Centre	7	14%	0%	43%	14%	14%	43%

Figure 3 - Factors limiting the number of 2Help places providers are able to offer

Providers were asked to state if they could accept more 2 year old places. Overall, in the county, just over 18% (36) of providers stated that they were able to accept more places, however, figure 3 shows that this varies across the county.

The settings were also given the opportunity to provide comments if the reasons given did not reflect why they did not offer more 2Help places. A table of all the comments can be found in Appendix B – Data Tables. Broadly, the comments were concerned with wanting a balance between other age groups, not having enough available sessions to provide full time places and that the settings were currently expanding in order to provide some, or more, 2 year old funded places. A couple of comments stated that they felt the children eligible for the 2Help funding presented a higher workload due to their circumstances (e.g. CAF or learning difficulties).

### 3 & 4 year old NEF providers

Replies were received from all 270 active NEF providers. Figure 4 shows the providers by type.

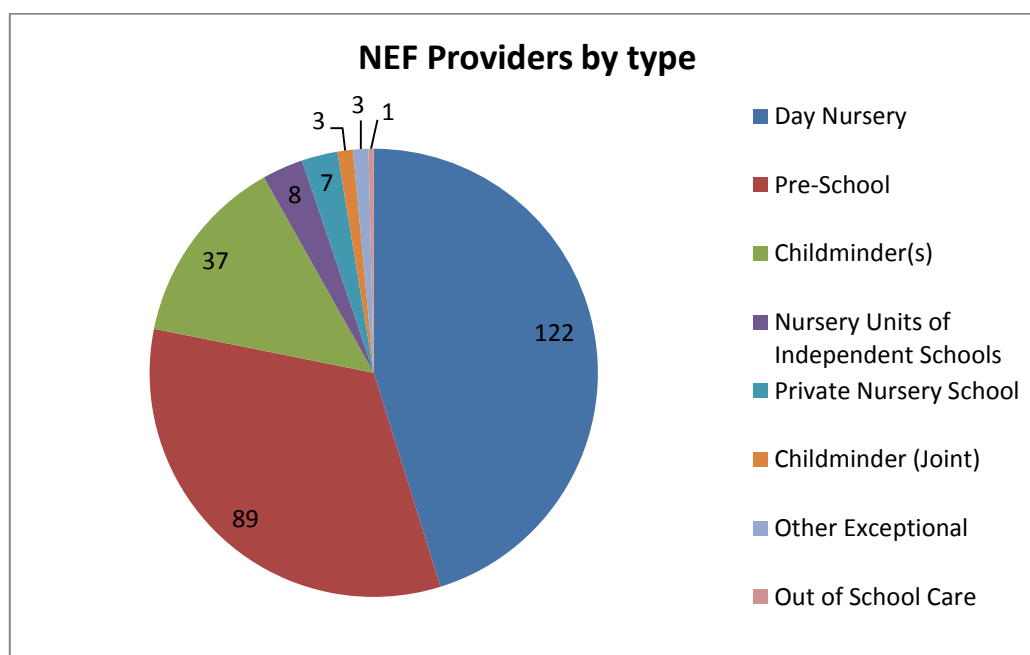


Figure 4 - NEF providers by provider type

### **Places and Vacancies**

Providers were asked to provide details about the maximum number of full time (15 hour only) funded places that are practicable, reasonable and sustainable to offer at the setting. This question is designed to get a true figure of how many funded places that a provider can offer. The settings were also asked to provide the number of vacancies they had for full time NEF places. Figure 5 shows the maximum number of places a provider said it could provide and the number of vacancies by children centre grouping and area.

Children's Centre Groupings	Number of providers	Maximum number of NEF places	Number of NEF vacancies	3 & 4 year old population - October 2013		Number attending maintained nursery school or class - Autumn 2013
				3 YO	4YO	
North Warwickshire	30	746	281	627	563	177
Nuneaton	34	916	223	533	488	439
Bedworth	17	384	66	1105	1056	297
Rugby	50	1126	285	1205	1226	408
South Warwickshire	19	661	173	373	401	21
South West Warwickshire	33	752	245	621	642	109
Southam	14	244	70	159	185	1
Kenilworth	17	314	68	298	324	80
Leamington	36	758	152	910	866	214
Warwick	20	417	98	414	414	73
<b>Grand Total</b>	<b>270</b>	<b>6318</b>	<b>1661</b>	<b>6245</b>	<b>6165</b>	<b>1819</b>

Figure 5 - NEF providers maximum number of places, vacancies, 3&4 year old population and number of 3&4 year olds attending maintained nursery provision (A full table broken down by children's centre in Appendix B –Data Tables)

The table also shows the population of 3&4 year olds and the number of that age group that attended maintained nursery provision. By showing the population and the number of children attending maintained nursery provision, it will give a better overview of how much provision could be needed in private, voluntary and independent (PVI) sector.

At first look, it seems that demand outstrips the supply of places for NEF eligible children, however the majority of the 4 year old population would have started school in September. The latest Warwickshire Childcare Sufficiency Assessment (2013-14) details the supply and demand of NEF places in Warwickshire in more details. The report can be found at [www.warwickshire.gov.uk/fisAuditandreports](http://www.warwickshire.gov.uk/fisAuditandreports).

### **Factors limiting the number of NEF places providers are able to offer**

Providers were also asked to give details of any factors which affect them being able to provide more NEF places, figure 6 (page 8) shows the results of this. The most common issue across most areas is that the space and layout of the setting restricts further places being made available.

Providers were asked to state if they could accept more NEF places. Overall, in the county, almost 19% (52) of providers stated that they were able to accept more places, however, figure 6 shows that this varies across the county.

The settings were also given the opportunity to provide a comment if the reasons given did not reflect why they did not offer more NEF places. A table of all the comments can be found in Appendix B – Data Tables. Broadly, the comments were concerned with wanting a balance between other age groups, not having enough available sessions to provide full time places and that it depended on how many younger children they had. A couple of comments were that the hourly rate did not cover the true cost of providing the 15 hours of childcare.

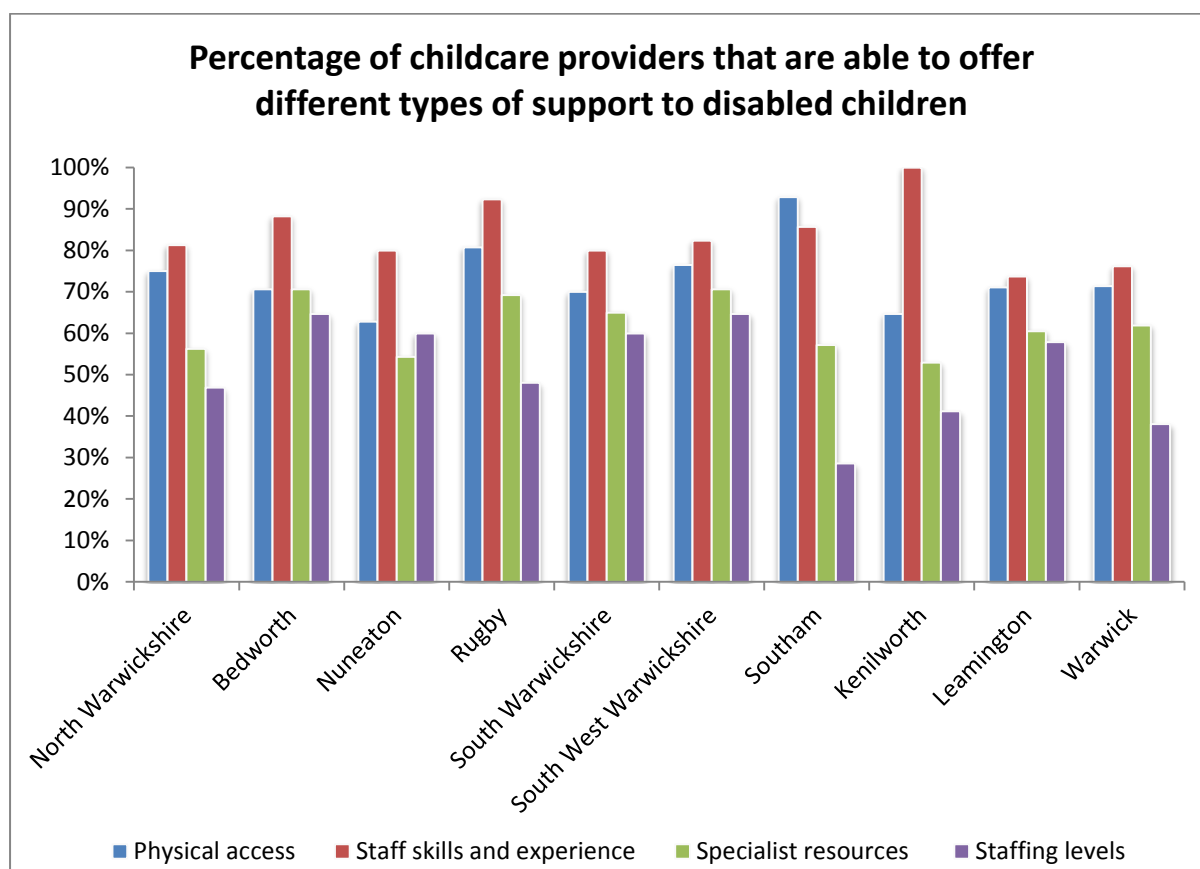


Children's Centre by Groupings	Count of System Ref	Space layout of setting	Recruitment of new staff	Staff to child ratios	Sustainability of business	Personal preference	We could accept more NEF places
<b>North Warwickshire</b>	<b>30</b>	<b>60%</b>	<b>10%</b>	<b>37%</b>	<b>10%</b>	<b>10%</b>	<b>27%</b>
Atherstone Early Years Centre	5	60%	0%	20%	0%	0%	40%
Coleshill Children's Centre	13	38%	15%	31%	15%	15%	15%
Kingsbury Children's Centre	4	75%	0%	25%	0%	0%	50%
Mancetter Sure Start Children's Centre	3	100%	0%	33%	33%	33%	33%
Polesworth Children's Centre	5	80%	20%	80%	0%	0%	20%
<b>Nuneaton</b>	<b>34</b>	<b>65%</b>	<b>15%</b>	<b>41%</b>	<b>12%</b>	<b>12%</b>	<b>15%</b>
Abbey Children's Centre	3	67%	0%	33%	33%	33%	0%
Camp Hill Children's Centre	2	50%	50%	100%	50%	0%	0%
Park Lane Children's Centre	9	56%	22%	44%	0%	11%	11%
Riversley Park Children's Centre	5	60%	20%	60%	0%	20%	20%
St. Nicholas Children's Centre	8	63%	13%	50%	13%	13%	13%
Stockingford Children's Centre	7	86%	0%	0%	14%	0%	29%
<b>Bedworth</b>	<b>17</b>	<b>53%</b>	<b>18%</b>	<b>24%</b>	<b>18%</b>	<b>0%</b>	<b>24%</b>
Bedworth Heath Children's Centre & Nursery School	3	33%	0%	33%	33%	0%	0%
Bulkington Children's Centre	6	67%	50%	33%	33%	0%	17%
Rainbow Children's Centre	3	33%	0%	33%	0%	0%	67%
St. Michael's Children's Centre	5	60%	0%	0%	0%	0%	20%
<b>Rugby</b>	<b>50</b>	<b>46%</b>	<b>6%</b>	<b>38%</b>	<b>10%</b>	<b>8%</b>	<b>20%</b>
Boughton Leigh Children's Centre	4	25%	0%	25%	25%	25%	0%
Cawston Children's Centre	8	38%	0%	50%	25%	13%	13%
Claremont Children's Centre	8	63%	0%	38%	13%	0%	25%
Dunchurch & District Children's Centre	8	38%	13%	63%	0%	0%	13%
Hillmorton Children's Centre	8	50%	13%	25%	13%	13%	13%
Newbold Riverside Children's Centre	5	60%	0%	40%	0%	0%	20%
Oakfield Children's Centre	5	40%	20%	20%	0%	0%	40%
Wolston Children's Centre	4	50%	0%	25%	0%	25%	50%
<b>South Warwickshire</b>	<b>19</b>	<b>47%</b>	<b>21%</b>	<b>47%</b>	<b>26%</b>	<b>5%</b>	<b>21%</b>
Badger Valley Children's Centre	7	43%	14%	43%	29%	14%	14%
Lighthorne Heath & District Children's Centre	7	43%	43%	29%	29%	0%	29%
Wellies Children's Centre	5	60%	0%	80%	20%	0%	20%
<b>South West Warwickshire</b>	<b>33</b>	<b>52%</b>	<b>15%</b>	<b>30%</b>	<b>18%</b>	<b>0%</b>	<b>21%</b>
Alcester & District Children's Centre	4	75%	0%	25%	0%	0%	0%
Clopton and District Children's Centre	10	80%	20%	30%	10%	0%	10%
Stratford Children's Centre	10	40%	10%	40%	30%	0%	30%
Studley & District Children's Centre	9	22%	22%	22%	22%	0%	33%
<b>Southam</b>	<b>14</b>	<b>64%</b>	<b>14%</b>	<b>50%</b>	<b>14%</b>	<b>7%</b>	<b>29%</b>
Southam & District Children's Centre	14	64%	14%	50%	14%	7%	29%
<b>Kenilworth</b>	<b>17</b>	<b>53%</b>	<b>12%</b>	<b>29%</b>	<b>24%</b>	<b>0%</b>	<b>18%</b>
Kenilworth Children's Centre & Nursery school	6	33%	17%	33%	50%	0%	17%
St. Johns Children's Centre (Kenilworth)	11	64%	9%	27%	9%	0%	18%
<b>Leamington</b>	<b>36</b>	<b>47%</b>	<b>6%</b>	<b>33%</b>	<b>25%</b>	<b>11%</b>	<b>11%</b>
Dale Street Children's Centre	19	37%	11%	32%	32%	16%	11%
Kingsway Children's Centre	6	50%	0%	67%	0%	0%	33%
Lillington Children's Centre & Community Centre	5	40%	0%	0%	20%	20%	0%
Sydenham Children's Centre	4	75%	0%	50%	50%	0%	0%
Whitnash Children's Centre	2	100%	0%	0%	0%	0%	0%
<b>Warwick</b>	<b>20</b>	<b>50%</b>	<b>10%</b>	<b>35%</b>	<b>25%</b>	<b>5%</b>	<b>10%</b>
Warwick Children's Centre & Nursery school	6	67%	17%	50%	17%	17%	0%
Westgate Children's Centre	14	43%	7%	29%	29%	0%	14%

Figure 6 - Factors limiting the number of NEF places providers are able to offer

## **Childcare for children with a disability**

Providers were asked to identify the areas where they felt able to support disabled children in their childcare setting. Figure 7 shows the results of this question.



**Figure 7 - Percentage of childcare providers that are able to offer different types of support to disabled children**

Most providers feel able to support disabled children in terms of access to the setting and facilities, 73.6% (206), and also feel that they have the staff with relevant skills and experience, 83.6% (234), to be able to offer childcare to children with a disability. However, this fluctuates across the county, with all providers in Kenilworth feeling that their staff have the relevant skills in supporting disabled children but only 65% being able to offer support in terms of physical access.

Providers seem less confident in providing support to disabled children with specialist resources and in the level of staffing needed to offer appropriate childcare. The full results table by Children's centre can be found in Appendix B – data tables. Providers were able to leave comments on any difficulties they had encountered in trying to offer childcare to disabled children. Most comments highlighted that providing one to one care and support is difficult and that funding to improve facilities, get specialist resources and to train staff is not easily available. Full list of comments can be found in Appendix B – Data Tables.

## **Childcare vouchers**

Providers were asked to give information on the promotion and use of childcare vouchers in their setting. Figure 8 shows the results to this question.

<b>Children Centre Grouping</b>	<b>Percentage of providers that promote childcare vouchers</b>	<b>Number of parents that use childcare vouchers</b>
<b>North Warwickshire</b>	81%	325
<b>Nuneaton</b>	83%	349
<b>Bedworth</b>	88%	97
<b>Rugby</b>	79%	808
<b>South Warwickshire</b>	75%	226
<b>South West Warwickshire</b>	82%	600
<b>Southam</b>	86%	230
<b>Kenilworth</b>	94%	296
<b>Leamington</b>	84%	904
<b>Warwick</b>	86%	306
<b>Total</b>	<b>84%</b>	<b>4141</b>

**Figure 8 - Percentage of providers that promote childcare vouchers and the number of parents that use childcare vouchers at funded providers**

Overall, the promotion of childcare vouchers across the county is good, with at least three quarters of providers in all areas promoting the use of childcare vouchers to their parents. Take up of the childcare voucher scheme seems to vary across the county. In Bedworth, only 97 parents make use of childcare vouchers, which is low considering the number of families in the area. The reason for this may be that local employers do not offer a childcare voucher scheme, or that parents are not aware of the benefits of using the vouchers. One other possible reason is as the vouchers are based on tax credits, it may work out that the families would be worse off using childcare vouchers rather than tax credits.

Changes in how childcare vouchers are distributed will change from autumn 2015. Parents will be able to buy vouchers online to pay for childcare with every 80p they spend, the government will add 20p. The scheme is available for up to £10,000 of Ofsted registered childcare costs per child each. (Guardian, 2014).

## **Early year's workforce – GCSE Maths and English**

Providers were asked to give information on whether their staff that work directly with children have GCSE (or equivalent) Maths and English grade C or above. Figure 9 shows the results to this question.

Children's centre by groups	Number of EY workers	% of EY workers that have GCSE Maths (or equivalent) grade C or above	% of EY workers that have GCSE English (or equivalent) grade C or above
North Warwickshire	232	71%	76%
Nuneaton	369	58%	61%
Bedworth	120	73%	78%
Rugby	397	81%	82%
South Warwickshire	130	77%	79%
South West Warwickshire	298	90%	91%
Southam	100	72%	81%
Kenilworth	135	67%	75%
Leamington	398	74%	78%
Warwick	158	83%	78%

RAG Ratings	Above 75%	Between 50% and 75%	Under 50%
-------------	-----------	---------------------	-----------

Figure 9 - Percentage of early years workers that have GCSE (or equivalent) Maths and English grade C or above. Full data table by Children's centre area can be found in Appendix B - Data Tables.

Figure 9 shows that EY workers are more likely to have GCSE (or equivalent) Grade C or above in English rather than Maths. In both Nuneaton and Kenilworth, under 75% of the workforce have GCSE (or equivalent) grade C or above in either Maths or English. When comparing results at a Children Centre reach level (Appendix B – Data Tables) there are some areas where less than 50% of the workforce have GCSE (or equivalent) grade C or above in either Maths and/or English. These areas of concern are Mancetter, Abbey, St Nicholas and Newbold Riverside.

## **Conclusions and Recommendations**

### **2Help Providers**

197 responses were received from providers who stated that they provided 2 year old funded places. Overall, the maximum number of full time places that are practicable, reasonable and sustainable to offer at the settings was 1857 and the providers also stated that they had 713 full time vacancies for 2 year old funded children.

In September 2014, there is a requirement that Local Authorities ensure there is sufficient childcare for the 40% most deprived 2 year old children to take 15 hours of funding, double the current amount. In some areas like in Bedworth, Nuneaton and Rugby, there is likely to be quite a high demand for funded 2 year old places, however, using information from providers about vacancies, there may not be enough supply of places.

When asked about any factors that affect the provision of more funded 2 year old places the most common issue across most areas is that the space and layout of the setting restricts expansion. Other issues highlighted by providers were that they wanted to get the right balance of age groups and that the funded 2 year olds may present extra workload for staff.

### **NEF Providers**

270 responses were received from providers who stated that they provided NEF places. Overall, the maximum number of full time places that are practicable, reasonable and sustainable to offer at the settings was 6318 and the providers also stated that they had 1661 full time vacancies for NEF eligible children.

As with the two year old settings, providers stated that the most common reason for not being able to offer more places is because of the space and layout of the building. Other issues highlighted by providers were that they wanted to get the right balance of age groups and the funding does not reflect the true cost of offering a childcare place.

### **Childcare for children with a disability**

Most providers feel able to support disabled children in terms of access to the setting and facilities, 73.6% (206) across the county, and also feel that they have the staff with relevant skills and experience, 83.6% (234) across the county, to be able to offer childcare to children with a disability.

Providers were able to leave comments on any difficulties they had encountered in trying to offer childcare to disabled children. Most comments highlighted that providing one to one care and support is difficult and also that funding to improve facilities, get specialist resources and to train staff is not easily available.

### **Childcare vouchers**

Overall, the promotion of childcare vouchers across the county is good, with at least three quarters of providers in all areas promoting the use of childcare vouchers to their parents.

Take up of the childcare voucher scheme seems to vary across the county. In Bedworth, only 97 parents make use of childcare vouchers, which is low considering the number of families in the area.

### **Early year's workforce – GCSE Maths and English**

EY workers are more likely to have GCSE (or equivalent) Grade C or above in English rather than Maths. In both Nuneaton and Kenilworth, under 75% of the workforce have GCSE (or equivalent) grade C or above in either Maths or English. When comparing results at a Children Centre reach level (Appendix B – Data Tables) there are some areas where less than 50% of the workforce have GCSE (or equivalent) grade C or above in either Maths and/or English. These areas of concern are Mancetter, Abbey, St Nicholas and Newbold Riverside.

### **Recommendations**

- In order to ascertain the real needs of disabled children in childcare and the difficulties childcare settings have in being able to meet the needs of disabled children, further work should be done in conjunction with the Integrated Disability Service.
- It would be beneficial for some more work to be done in Bedworth to ensure that parents are aware of childcare vouchers and how to use them. It would also be useful to promote this to local employers
- It would be beneficial to work with providers in areas where GCSE attainment is lower than 50% to establish if there is a need to improve the GCSE figures and work with Adult Community Learning to identify any support that could be given.

## Appendix

<b>Appendix Description</b>	<b>Page</b>
<b>Appendix A – Sample Survey</b>	<b>15</b>
<b>Appendix B – Data Tables</b>	<b>19</b>
2Help providers maximum number of places, vacancies and DfE eligible 2 year olds	19
2Help providers comments on limiting factors	20
NEF providers maximum number of places, vacancies, 3&4 year old population and number of 3&4 year olds attending maintained nursery provision	22
NEF providers comments on limiting factors	24
Providers that are able to offer different types of support to disabled children	26
Providers comments on difficulties providing childcare for disabled children	28
Providers that promote childcare vouchers and the number of parents that use childcare vouchers at funded providers	31
Percentage of early years workers that have GCSE (or equivalent) Maths and English grade C or above	32

## Warwickshire Childcare Settings Autumn Audit 2013

### Autumn Audit 2013

Dear Provider,

Audit time is here again and the Warwickshire Family Information Service needs your help to gather information. The Autumn Audit helps us in our planning process, and all information is held in line with Warwickshire County Councils data protection policy.

To make this process as smooth as possible I would be grateful if you would complete this online survey by Friday 8 November.

If you have any enquiries regarding the completion of the forms please telephone Ross Keefe on 01926 742208 or email [rosskeefe@warwickshire.gov.uk](mailto:rosskeefe@warwickshire.gov.uk).

Thank you very much for your help and for all your hard work in helping us to provide quality, affordable and accessible childcare in Warwickshire.

Kind Regards

Ross Keefe  
Information Analyst

### Setting Details

\* Please select the setting you are responding for:

\* Name of the person filling in the questionnaire

\* Are you registered to provide 2 year old funded places?

☐ Yes

☐ No

### 2 year old funded places

\* With regards to the number of 2 year old funded places, what is the maximum number of full time (15 hour only) funded places that is practicable, reasonable and sustainable to offer at the setting?

\* What is the maximum number of full time 2 year old funded places currently available (vacancies)?



## Warwickshire Childcare Settings Autumn Audit 2013

\*Are there any limiting factors that affect the ability of the setting to accept more 2 year old places?

- ☐ Space/layout of setting
- ☐ Recruitment of new staff
- ☐ Staff to child ratios
- ☐ Sustainability of business
- ☐ Personal preference
- ☐ We could accept more funded places if demand rose
- ☐ Other (please specify)

Comments

\*Are you registered to provide 3 & 4 year old NEF places?

- ☐ Yes
- ☐ No

### 3 & 4 Year Old Nursery Education Funding

\*With regards to the number of 3 & 4 year old NEF places, what is the maximum number of full time (15 hour only) NEF places that is practicable, reasonable and sustainable to offer at the setting?

\*What is the maximum number of full time 3 & 4 YO NEF places currently available (vacancies)?

## Warwickshire Childcare Settings Autumn Audit 2013

\*Are there any limiting factors that affect the ability of the setting to accept more NEF places? Tick all that apply and add comments if applicable

- ☐ Space/layout of setting
- ☐ Recruitment of new staff
- ☐ Staff to child ratios
- ☐ Sustainability of business
- ☐ Personal preference
- ☐ We could accept more NEF places if demand rose
- ☐ Other (please specify)

Comments

### Setting Information

Are you able to meet the needs of children with disabilities/special needs in the following areas? Please tick all that you feel able to meet.

- ☐ Physical access
- ☐ Staff skills and experience
- ☐ Specialist resources (including any borrowed items or IDS resources)
- ☐ Staffing levels

Please give details of any difficulties you have encountered in meeting the needs of children with disabilities / special needs

If you would like further information supporting children with additional needs please contact the IDS team for Nuneaton, Bedworth and the North 01926 418282; Central and Southern Area 01926 413737 or Eastern Area 01926 736515

\*Do you promote employer childcare vouchers to potential parents and carers?

- ☐ Yes
- ☐ No

\*How many parents are making use of employer childcare vouchers?

If you would like more information on childcare vouchers please contact the Family Information Service on 0845 090 8044 or [fis@warwickshire.gov.uk](mailto:fis@warwickshire.gov.uk)

## Warwickshire Childcare Settings Autumn Audit 2013

\*How many staff are currently employed at the setting that directly work with children?

\*Please indicate how many of the current staff that work directly with children currently have:

GCSE (or equivalent qualification) Maths Grade C or above

GCSE (or equivalent qualification) English Grade C or above

## Appendix B – Data Tables

### 2Help provider's maximum number of places, vacancies and DfE eligible 2 year olds

Children's centre by groups	Number of Providers	2 YO funded places maximum	2 year old vacancies	Total Autumn term eligible
<b>North Warwickshire</b>	<b>28</b>	<b>285</b>	<b>118</b>	<b>98</b>
Atherstone Early Years Centre	6	75	18	26
Coleshill Children's Centre	10	85	24	12
Kingsbury Children's Centre	4	38	31	7
Mancetter Sure Start Children's Centre	3	30	20	29
Polesworth Children's Centre	5	57	25	24
<b>Bedworth</b>	<b>16</b>	<b>205</b>	<b>48</b>	<b>118</b>
Bedworth Heath Children's Centre & Nursery School	3	52	9	46
Bulkington Children's Centre	5	30	19	12
Rainbow Children's Centre	3	17	12	21
St. Michael's Children's Centre	5	106	8	39
<b>Nuneaton</b>	<b>28</b>	<b>408</b>	<b>106</b>	<b>254</b>
Abbey Children's Centre	3	61	7	53
Camp Hill Children's Centre	2	27	2	53
Park Lane Children's Centre	8	145	45	35
Riversley Park Children's Centre	2	17	2	53
St. Nicholas Children's Centre	7	52	13	5
Stockingford Children's Centre	6	106	37	55
<b>Rugby</b>	<b>33</b>	<b>265</b>	<b>75</b>	<b>183</b>
Boughton Leigh Children's Centre	3	11	2	20
Cawston Children's Centre	5	35	9	13
Claremont Children's Centre	7	58	14	41
Dunchurch & District Children's Centre	4	12	2	11
Hillmorton Children's Centre	5	43	17	17
Newbold Riverside Children's Centre	4	15	8	22
Oakfield Children's Centre	5	91	23	24
<b>South Warwickshire</b>	<b>10</b>	<b>74</b>	<b>48</b>	<b>35</b>
Badger Valley Children's Centre	4	37	24	10
Lighthorne Heath & District Children's Centre	2	12	7	12
Wellies Children's Centre	4	25	17	13
<b>South West Warwickshire</b>	<b>26</b>	<b>185</b>	<b>123</b>	<b>66</b>
Alcester & District Children's Centre	4	46	23	30
Clopton and District Children's Centre	6	38	26	10
Stratford Children's Centre	7	40	32	14
Studley & District Children's Centre	9	61	42	12
<b>Southam</b>	<b>9</b>	<b>37</b>	<b>39</b>	<b>14</b>
Southam & District Children's Centre	9	37	39	14
<b>Kenilworth</b>	<b>10</b>	<b>71</b>	<b>29</b>	<b>16</b>
Kenilworth Children's Centre & Nursery school	4	20	10	7
St. Johns Children's Centre (Kenilworth)	6	51	19	9
<b>Leamington</b>	<b>27</b>	<b>260</b>	<b>105</b>	<b>65</b>
Dale Street Children's Centre	12	103	43	6
Kingsway Children's Centre	5	37	5	11
Lillington Children's Centre & Community Centre	4	57	13	14
Sydenham Children's Centre	4	53	40	19
Whitnash Children's Centre	2	10	4	15
<b>Warwick</b>	<b>10</b>	<b>67</b>	<b>22</b>	<b>57</b>
Warwick Children's Centre & Nursery school	3	25	2	36
Westgate Children's Centre	7	42	20	21
<b>Grand Total</b>	<b>197</b>	<b>1857</b>	<b>713</b>	<b>906</b>

## 2Help provider's comments on limiting factors

Comments
Our setting is not age specific - places are on a first come first serve basis
We don't have enough vacant places to offer the full 15 hours to any new 2 year olds. We could only offer 2 sessions 9.15-1 this academic year but could offer more from next September.
Currently increasing our places from 4 to 8. due to high level of demand.
Outdoor area needs improvement, a grant has been applied for to replace grassed area with a soft surface as some areas are affected by tree and hedge roots resulting in bare patches.
MORE TOILET AND WASHBASIN FACILITIES
2 year old room is at capacity
We could if we had places but we have a long waiting list.
It depends which day of the week and if we have spaces now and in January as we are planning sessions for then. Answers to questions above on 2 years olds - would not let me put answer "variable" which is correct answer...it depends!
Also limited to space as share room with before/after school club
We would accept as many 2 year places as we had spaces but maximum numbers are 24 children per session due to space
We are happy to recruit/extend hours of current staff as demand for 2 year old places occurs as we don't currently have any full time spaces, only some 3 hour sessions available on certain days.
Have applied for funding to knock two rooms together to allow another 8 2Help places.
Our occupancy levels are currently high so we just do not have the availability
The 2 year old children tend to be more vulnerable and have many problems
Unable to gain a good grade with Ofsted
Dependant on age of children
Sustainability require that the children attend at least three full days, not just three hours a day for 38 weeks.
A balance is necessary to maintain high standards of care for all children.
Taking 8 as a trial. finding that the 2 year olds are logistically harder to support as they tend to have more problems eg CAFs/ Child protection issues
Most of our children start when they are about 1 and then move through the nursery until they leave for school. In order for a two year old place to become available somebody has to leave and this only happens very rarely.
We already take 2 year olds whose parents pay fees. The number of places available depends on the take up of places by these 2 year olds and by 3 and 4 year olds. For example, we would have had more than 8 places available last year but have fewer this
We now have a waiting list for new starters. Once there were sufficient numbers to warrant recruiting a new member of staff, all of those on the waiting list would be able to attend, subject to maximum numbers.
The 2 year old room is full to space per child capacity on four days a week until February
There is not much demand for 2 year old funding in the area
Our 2 year funded provision opens Jan 14
Some 2 year olds can have behavioural problems
We are registered for 24 children and we are full with a waiting list now being compiled for our September 2014 intake. we are hoping to apply for the Capital 30k grant, in order to extend & be able to offer more places
Places already full.
I am currently working with 3 18 month old children, a child aged 31 months and another child aged 43 months. i can only offer 2 afternoon spaces at present (Tues and Thurs). I will be able to offer 3 afternoons from January Mon, Tues and Thurs for term
We are currently working actively to produce plans to access the two year old funding grant for expansion which will allow us to accommodate two year olds
no
We have a separate building for 2 and 3 year olds. We can have 19 children at any one time. Some places are filled with paying families. We fill the places with funded and non funded until we are full.
We are full
because iam a registered childminder i accept children younger or older with in the setting and at this moment in time iam full with other children also i do not get passed on any two year funded children so i can not accept if not given the option
WE HAVE NO VACANT PLACES
We are expanding at Easter so will be able to take more then
I would be able to offer a 2yr old funded place with hours between 9.30-2.30. The reason is I am full after 3pm with after

school children as well as the children I have during the day.
We are full
Increase space for 2 year old's
Our current setting can accomodate upto 24 2yr olds across two sessions, but a new provision in Feb will be able to accomodate 32 f/t places (15hrs)
We have a fantastic indoor environment for the 2 year olds but our outdoor environment needs considerable improvement.
We have been turned down for capital funding
We only offer 2 sessions of 2 hours so do not take fully funded children. Also, the 2 year olds is a new venture for us so we are waiting to see how it works out.

**NEF providers maximum number of places, vacancies, 3&4 year old population and  
number of 3&4 year olds attending maintained nursery provision**

<b>Children's Centre Groupings</b>	<b>Number of providers</b>	<b>Maximum number of NEF places</b>	<b>Number of NEF vacancies</b>	<b>3 &amp; 4 year old population - October 2013</b>	<b>Number attending maintained nursery school or class - Autumn 2013</b>
<b>North Warwickshire</b>	<b>30</b>	<b>746</b>	<b>281</b>	<b>1190</b>	<b>177</b>
Atherstone Early Years Centre	5	117	64	238	63
Coleshill Children's Centre	13	321	81	247	14
Kingsbury Children's Centre	4	110	80	147	11
Mancetter Sure Start Children's Centre	3	58	28	298	79
Polesworth Children's Centre	5	140	28	260	10
<b>Bedworth</b>	<b>17</b>	<b>384</b>	<b>66</b>	<b>1021</b>	<b>297</b>
Bedworth Heath Children's Centre & Nursery School	3	62	6	301	71
Bulkington Children's Centre	6	136	35	151	0
Rainbow Children's Centre	3	34	13	217	86
St. Michael's Children's Centre	5	152	12	352	140
<b>Nuneaton</b>	<b>34</b>	<b>916</b>	<b>223</b>	<b>2161</b>	<b>439</b>
Abbey Children's Centre	3	115	12	259	31
Camp Hill Children's Centre	2	47	2	215	48
Park Lane Children's Centre	9	140	22	384	52
Riversley Park Children's Centre	5	228	89	499	191
St. Nicholas Children's Centre	8	205	38	346	0
Stockingford Children's Centre	7	181	60	458	117
<b>Rugby</b>	<b>50</b>	<b>1126</b>	<b>285</b>	<b>2431</b>	<b>408</b>
Boughton Leigh Children's Centre	4	34	24	279	103
Cawston Children's Centre	8	160	36	314	0
Claremont Children's Centre	8	108	27	413	75
Dunchurch & District Children's Centre	8	369	79	160	0
Hillmorton Children's Centre	8	185	50	339	0
Newbold Riverside Children's Centre	5	82	27	343	65
Oakfield Children's Centre	5	113	25	384	125
Wolston Children's Centre	4	75	17	199	40
<b>South Warwickshire</b>	<b>19</b>	<b>661</b>	<b>173</b>	<b>774</b>	<b>21</b>
Badger Valley Children's Centre	7	302	60	276	15
Lighthorne Heath & District Children's Centre	7	152	38	214	6
Wellies Children's Centre	5	207	75	284	0
<b>South West Warwickshire</b>	<b>33</b>	<b>752</b>	<b>245</b>	<b>1263</b>	<b>109</b>
Alcester & District Children's Centre	4	164	36	308	0
Clopton and District Children's Centre	10	217	78	321	11
Stratford Children's Centre	10	201	55	360	31
Studley & District Children's Centre	9	170	76	274	67
<b>Southam</b>	<b>14</b>	<b>244</b>	<b>70</b>	<b>344</b>	<b>1</b>
Southam & District Children's Centre	14	244	70	344	1
<b>Kenilworth</b>	<b>17</b>	<b>314</b>	<b>68</b>	<b>622</b>	<b>80</b>
Kenilworth Children's Centre & Nursery school	6	83	19	281	63
St. Johns Children's Centre (Kenilworth)	11	231	49	341	17
<b>Leamington</b>	<b>36</b>	<b>758</b>	<b>152</b>	<b>1776</b>	<b>214</b>
Dale Street Children's Centre	19	354	73	403	0
Kingsway Children's Centre	6	119	23	358	19
Lillington Children's Centre & Community Centre	5	78	10	357	74
Sydenham Children's Centre	4	93	25	281	38

Children's Centre Groupings	Number of providers	Maximum number of NEF places	Number of NEF vacancies	3 & 4 year old population - October 2013	Number attending maintained nursery school or class - Autumn 2013
Whitnash Children's Centre	2	114	21	377	83
<b>Warwick</b>	<b>20</b>	<b>417</b>	<b>98</b>	<b>828</b>	<b>73</b>
Warwick Children's Centre & Nursery school	6	165	31	411	73
Westgate Children's Centre	14	252	67	417	0
<b>Grand Total</b>	<b>270</b>	<b>6318</b>	<b>1661</b>	<b>12410</b>	<b>1819</b>



## NEF provider's comments on limiting factors

Comments
If funding covered the true cost of supplying the service i.e. @ £6ph more places would be offered.
Hourly rate too low
We wouldn't want too many 3-4 year olds who would block movement of the younger children through the setting
We take a maximum of 18 children per day - regardless of age/funded/non funded
We are discussing with Diana Spragg whether we would be able to offer temporary accommodation for children who have been told a PreSchool is closing in Rugby.
very busy this academic year- no vacancies for the full 15 hours
Room only available 3 mornings ( 9 hours)
We are at capacity on certain sessions which restricts us to use the other sessions
Limitations of transport to setting - not school linked too many funded places outway cost effectiveness and staffing costs
The number of funded sessions is based on 1 session. The vacancies fluctuate through the week
3-4 year old room is at capacity
We are a joint Reception and pre-school foundation unit and only have enough toilets for a maximum of 52 children. We have a 30 place reception class and a 22 place pre-school unit.
The nursery is flexible and will adapt to individual needs, but as we are a private nursery our parents opt to pay for wrap around care, but should their circumstances change then we would review what we could offer them.
It depend..not a clear answer, depend which day of the week and hours family want.
as prev comment - we share room with before/afterschool club
We would accept as many 3 & 4 YO NEF places as we had spaces but maximum numbers are 24 children per session due to space
DUE TO BEING IN PORTABLE CABINS SPACE IS LIMITED
Our occupancy is currently high so we are unable to offer any more
We have never needed to take NEF children as we are full and have a waiting list
Due to the insufficient amount of the funding, NEF places do not provide enough income alone to provide the quality that we deliver. Therefore we have to have places which are not NEF only which help to cover the actual costs.
Disabled toilet lacking
Because we are in a very rural area without access to public transport and with low birth rates the numbers are fairly low at the moment
The most limiting factor for us now is meeting the flexible hours that some parents want. We are happy to do it but it does mean that some of our sessions are only full for part of the session as children leave at different times.
Accepting NEF places only for quiet days like Mon or Fri. Other than that, we need the children to attend at least three full days for sustainability
The NEF payment does not cover the cost of care; hence the places are offered at a loss.
We limit the number of places offered to the level that we feel is 'comfortable'
We run full day care so will only take NEF as part of that
We usually only have NEF funded places accepted by children who are on the waiting list for a Nursery place in the school Nursery, so fuded for the children usually applies from the January after there 3rd Birthday in the Autumn term perviously.
Same as for the two year old places. Our nursery operates at full capacity so someone has to leave for a place to become available.
See comments in above section.
This is a difficult question to answer as it depends on the ages of the children that are currently attending and therefore ratios and staffing.
At this point in the year there are some children who are 3 this term and therefore the numbers of children able to claim are lower than the rest of the year. We offer the funding to any child eligible providing we have the spaces
Hourly rate too low
registered for a maximum of 24 children per session
Same vacancy detail as for 2 year olds. Can only offer afternoons
We would welcome money from local/ government grants in order to expand the site
None
We have 2 buildings on site. One building is for 2 and 3 years olds, children continue in that building until one full year prior to starting school, and so the numbers vary. The second building caters for 3 and 4 year olds starting school the followin
We currently have 8 funded children with more accessing the funding after Christmas.
It is difficult for us to state exact numbers at this point in time. we have spaces available for NEG and so will depend on take up of these to determine NEF places
We are full

same as two year funding
WE HAVE NO VACANT PLACES
we accept all children to use their funding here but require them to pay for sessions around this
We have a waiting list
NEF places currently available are afternoon sessions only.
Registration is for 24 children only per session.
I
Currently our pre school room is nearly to full capacity on most days. Only on a Friday do we have space available at the moment.
We are a nurture nursery and it is not the best environment for 3-4 year olds
We only offer NEF places to children already at the setting to enable them to attend continuously until they can move on into the Nursery School
It can depend on how many 2 year olds are registered

## Providers comments on difficulties providing childcare for disabled children

Children's Centre by grouping	Number of Providers	Physical access	Staff skills/ experience	Specialist resources	Staffing levels
<b>North Warwickshire</b>	<b>32</b>	<b>24</b>	<b>26</b>	<b>18</b>	<b>15</b>
Atherstone Early Years Centre	6	5	6	4	2
Coleshill Children's Centre	13	12	11	9	6
Kingsbury Children's Centre	4	4	3	2	4
Mancetter Sure Start Children's Centre	3	1	3	1	
Polesworth Children's Centre	6	2	3	2	3
<b>Bedworth</b>	<b>17</b>	<b>12</b>	<b>15</b>	<b>12</b>	<b>11</b>
Bedworth Heath Children's Centre & Nursery School	3	3	2	2	2
Bulkington Children's Centre	6	4	5	3	4
Rainbow Children's Centre	3	2	3	3	2
St. Michael's Children's Centre	5	3	5	4	3
<b>Nuneaton</b>	<b>35</b>	<b>22</b>	<b>28</b>	<b>19</b>	<b>21</b>
Abbey Children's Centre	3	2	2	2	1
Camp Hill Children's Centre	2	1	2	1	1
Park Lane Children's Centre	9	6	5	3	6
Riversley Park Children's Centre	5		4	1	1
St. Nicholas Children's Centre	8	8	8	6	6
Stockingford Children's Centre	8	5	7	6	6
<b>Rugby</b>	<b>52</b>	<b>42</b>	<b>48</b>	<b>36</b>	<b>25</b>
Boughton Leigh Children's Centre	4	4	4	4	2
Cawston Children's Centre	8	6	8	4	3
Claremont Children's Centre	9	8	9	4	2
Dunchurch & District Children's Centre	8	8	8	8	6
Hillmorton Children's Centre	8	6	7	6	4
Newbold Riverside Children's Centre	5	3	3	2	2
Oakfield Children's Centre	6	4	5	5	2
Wolston Children's Centre	4	3	4	3	4
<b>South Warwickshire</b>	<b>20</b>	<b>14</b>	<b>16</b>	<b>13</b>	<b>12</b>
Badger Valley Children's Centre	7	5	6	6	5
Lighthorne Heath & District Children's Centre	8	6	7	4	5
Wellies Children's Centre	5	3	3	3	2
<b>South West Warwickshire</b>	<b>34</b>	<b>26</b>	<b>28</b>	<b>24</b>	<b>22</b>
Alcester & District Children's Centre	4	4	4	4	4
Clopton and District Children's Centre	10	8	8	7	6
Stratford Children's Centre	10	6	7	6	7
Studley & District Children's Centre	10	8	9	7	5
<b>Southam</b>	<b>14</b>	<b>13</b>	<b>12</b>	<b>8</b>	<b>4</b>
Southam & District Children's Centre	14	13	12	8	4
<b>Kenilworth</b>	<b>17</b>	<b>11</b>	<b>17</b>	<b>9</b>	<b>7</b>
Kenilworth Children's Centre & Nursery school	6	2	6	5	2
St. Johns Children's Centre (Kenilworth)	11	9	11	4	5
<b>Leamington</b>	<b>38</b>	<b>27</b>	<b>28</b>	<b>23</b>	<b>22</b>
Dale Street Children's Centre	20	15	14	9	11
Kingsway Children's Centre	6	3	4	4	3
Lillington Children's Centre & Community Centre	6	5	4	4	4
Sydenham Children's Centre	4	2	4	4	2

Children's Centre by grouping	Number of Providers	Physical access	Staff skills/ experience	Specialist resources	Staffing levels
Whitnash Children's Centre	2	2	2	2	2
<b>Warwick</b>	<b>21</b>	<b>15</b>	<b>16</b>	<b>13</b>	<b>8</b>
Warwick Children's Centre & Nursery school	7	5	6	5	3
Westgate Children's Centre	14	10	10	8	5
<b>Grand Total</b>	<b>280</b>	<b>206</b>	<b>234</b>	<b>175</b>	<b>147</b>

## Provider's comments on difficulties providing childcare for disabled children

Comments
No funding for physical access
Access and staffing levels
It all depends on the level of disability/special needs and the care required
Funding for 1:1 care
We are based in a portacabin with steps up to enter
No disabled toilet but we do have ramps and easy access to the garden
We don't have sufficient funds at present to employ one to one helpers for children with such needs.
There isn't usually any extra funding available for one to one care so we need to assess on an individual basis to ensure we do the best for each child in our care
1:1 would be an issue
1:1 funding can be an issue
staff are experienced but it would depend on the need. staff know how to access outside support.
we have no disabled toilet
1:1 funding is an issue
We would like a quicker response to assessment of special educational needs.
Having the resources and finances to support the children especially with funding being dramatically cut by Local Authority.
No access to the toilet and no disabled toilet. It would depend on disability.
Would need a ramp at the front
No wheelchair access
The space and staffing levels to ensure that inclusion is given to all children
The children who are aged two and a half are based on the first floor of the setting. There is no space for a lift. If children are able to walk up and down the stairs we have no problem for physical access.
We have staff with much experience and recent training in working with children with ASD. The unit has space but this can provide difficulties for certain children. We will be having discussions with IDS about physical environment for a child who wish
Depending on the need of the individual child we may need more staff.
It would depend what the actual individual need was as to whether we had experience in that area or not and likewise whether we had the correct resources
Sometimes having to fund what amounts to one to one care with no additional funding.
We are working towards enhancing staff skills and Senco awareness as part of our improvement plan.
Only access to the building, which limits us and the children.
Staffing levels
Funding for a ramp, toileting and stair lift
Gaining the necessary guidance and contacts prior to the child starting the setting
We have previously employed someone to work on a one to one basis with a child with special needs
Financial - if children require 1-1 We will always assess whether we are the appropriate place for a child with disabilities/special needs & whether we can fully meet the needs of the child.
1:1 funding can be difficult
Had previous difficulties with recruiting one to one practitioners for child with more complex additional needs.
We are based on a first floor. Could only offer 1:1 care with extra funding
We do not have children on roll at present with disabilities/special needs in these areas. However we are confident that we would ensure that we could adapt and provide staff training to provide for each individual child.
None
It would depend on the disability and 1:1 funding can be an issue
We do not have a disabled toilet
Lack of disabled toilet
Dependent of physical disability
There are steps to the outside
We had a severely autistic child who needed 2 members of staff to care for him. After further assessment he was transferred to a special school.
We have a child that needs one-to-one attention, but we can't afford that.
The need for extra staff to provide care and also to cover for SEN/manager to attend meetings.
Getting issues processed in the systems outside of our control is difficult
Advance information to deal with child's needs
steps at front of building. Size of rooms for specialist equipment

No wheelchair access. Would need extra help with severe difficulties
1:1 only with funding
1:1 care can be difficult especially when doing Forest School Activities
Gaining advance information about the needs of the children
We do not have a ramp to the setting
The amount of training required to assist a child who needed to be enterally (tube into the stomach) fed.
Staff ratio
We always consult with parents and other advisors (eg IDS, SaLT), if possible before a child starts at the setting, and make any adaptations to routine, staffing or resources as required. We have built up a varied experience over many years and have dev
We have found that children with a complex disability often require one to one care and there is often no extra funding available for this which puts a great strain on staff and our budget.
Our setting is set on two levels and to make full use of all the facilities on offer we require the children to use stairs.
Providing one to one support for children with specific needs.
One to one support - staffing levels. Time to do extra paperwork required for SEN.
we do not have any access for people who are in wheel chairs as we have stairs with in the setting and we do not have a disabled toilet. we can also not adapt the building because it is an old converted house and we also only rent the building
Adult child ratio
Funding. We have been able to access funding this year but it does not cover the cost of the staff member.
Limitations to funding have at times made it difficult to met individual childrens needs along with the safety and welfare of all children.
We struggle to provide 1:1 support since IDS funding for this has ceased. If this funding were to be reinstated, we could easily provide 1:1.
We have a small flight of stairs that inhibits access for a child with a mobility problem. However we could offer most of our provision including a disabled toilet
none
1:1 is difficult for a childminder
Being able to give children 1-1 attention and care when working alone.
No downstairs toilet, steps to both front and back doors.
Setting in basement.
A child with behavioural difficulties was physically abusive towards other children and staff.
Doorway not wide enough for a wheelchair. It would depend on how severe an issue it was and how it would impact on the other children
Staff ratios
Individual assessment would be needed to see if i can meet the needs of each individual child.
I have undertaken some training and if I was to care for a child with special needs I would source specific training.
Depends on disability
Would need to get ramps and it would have to safe for all children in my care
there are lots of steps at the setting. Staff skills would depend on the disability
There is no disabled toilet
Funding for resources specific to individual child's needs, specialist training doesn't seem to be readily available.
Steps in garden area makes access more difficult for children with physical difficulties. Challenging to meet the needs of children with SEN who need 1-1 support with no additional funding
No disabled toilet
We do support children within the setting with additional needs and use the space flexibly to meet thier individual needs. We are currently supporting a child with high level physical needs but the cost of 1:1 support is largely borne by the setting wit
Cost of additional staff is a limiting factor. We don't have a disabled toilet
Downs syndrome & autism
1:1 care is not possible for a childminder
NONE
We assess each case individually and decide how we might make the necessary reasonable adjustments
Rented accommodation, no disabled access.
the setting is run from a church hall does not have a disabled toilet facility
our preschool room is upstairs so depending on the disability of the child.
Would need more staff if demands were high
We have a ramp but there is not enough space inside for a child with special requirements to move around.
Lack of funding for extra support.
Depending on level of disability, would need more training. 1:1 care can be hard to provide
ground floor facilities, but gravel drive.

Access to garden difficult. If child is young then it's OK but older, larger children can be an issue due to lifting/ moving
Wheelchair access is difficult
Funding additional staff if the child requires one to one support
Setting is based upstairs but with a downstairs toilet. 1:1 care would be difficult
our current provision is accessed by steps, however a new provision in February will have disabled access and facilities
We would just need extra training for the staff.
1:1 funding is an issue
It would depend on disability
No disabled toilet
It depends on disability
We do not have a disabled toilet

**Providers that promote childcare vouchers and the number of parents that use childcare vouchers at funded providers**

<b>Children's centre by grouping</b>	<b>Number of providers</b>	<b>Number promoting childcare vouchers</b>	<b>Number of parents making use of childcare vouchers</b>
<b>North Warwickshire</b>	<b>32</b>	<b>26</b>	<b>325</b>
Atherstone Early Years Centre	6	4	83
Coleshill Children's Centre	13	12	134
Kingsbury Children's Centre	4	4	10
Mancetter Sure Start Children's Centre	3	3	80
Polesworth Children's Centre	6	3	18
<b>Nuneaton</b>	<b>35</b>	<b>29</b>	<b>349</b>
Abbey Children's Centre	3	3	15
Camp Hill Children's Centre	2	2	6
Park Lane Children's Centre	9	9	65
Riversley Park Children's Centre	5	3	62
St. Nicholas Children's Centre	8	7	166
Stockingford Children's Centre	8	5	35
<b>Bedworth</b>	<b>17</b>	<b>15</b>	<b>97</b>
Bedworth Heath Children's Centre & Nursery School	3	3	8
Bulkington Children's Centre	6	4	51
Rainbow Children's Centre	3	3	20
St. Michael's Children's Centre	5	5	18
<b>Rugby</b>	<b>52</b>	<b>41</b>	<b>808</b>
Boughton Leigh Children's Centre	4	4	53
Cawston Children's Centre	8	5	110
Claremont Children's Centre	9	8	162
Dunchurch & District Children's Centre	8	6	329
Hillmorton Children's Centre	8	7	33
Newbold Riverside Children's Centre	5	4	24
Oakfield Children's Centre	6	3	26
Wolston Children's Centre	4	4	71
<b>South Warwickshire</b>	<b>20</b>	<b>15</b>	<b>226</b>
Badger Valley Children's Centre	7	5	56
Lighthorne Heath & District Children's Centre	8	7	156
Wellies Children's Centre	5	3	14
<b>South West Warwickshire</b>	<b>34</b>	<b>28</b>	<b>600</b>
Alcester & District Children's Centre	4	4	48
Clopton and District Children's Centre	10	7	168
Stratford Children's Centre	10	8	239
Studley & District Children's Centre	10	9	145
<b>Southam</b>	<b>14</b>	<b>12</b>	<b>230</b>
Southam & District Children's Centre	14	12	230
<b>Kenilworth</b>	<b>17</b>	<b>16</b>	<b>296</b>
Kenilworth Children's Centre & Nursery school	6	6	99
St. Johns Children's Centre (Kenilworth)	11	10	197
<b>Leamington</b>	<b>38</b>	<b>32</b>	<b>904</b>
Dale Street Children's Centre	20	18	614
Kingsway Children's Centre	6	5	144
Lillington Children's Centre & Community Centre	6	4	86
Sydenham Children's Centre	4	4	59
Whitnash Children's Centre	2	1	1
<b>Warwick</b>	<b>21</b>	<b>18</b>	<b>306</b>
Warwick Children's Centre & Nursery school	7	6	70
Westgate Children's Centre	14	12	236
<b>Grand Total</b>	<b>280</b>	<b>232</b>	<b>4141</b>



**Percentage of early years workers that have GCSE (or equivalent) Maths and English grade C or above**

Children's centre by groups	Number of EY workers	% of EY workers that have GCSE Maths (or equivalent) grade C or above	% of EY workers that have GCSE Maths (or equivalent) grade C or above
<b>North Warwickshire</b>	<b>232</b>	<b>71%</b>	<b>76%</b>
Atherstone Early Years Centre	47	89%	94%
Coleshill Children's Centre	82	76%	77%
Kingsbury Children's Centre	27	63%	78%
Mancetter Sure Start Children's Centre	45	49%	67%
Polesworth Children's Centre	31	68%	61%
<b>Nuneaton</b>	<b>369</b>	<b>58%</b>	<b>61%</b>
Abbey Children's Centre	45	33%	42%
Camp Hill Children's Centre	16	50%	56%
Park Lane Children's Centre	54	91%	89%
Riversley Park Children's Centre	45	80%	84%
St. Nicholas Children's Centre	163	42%	45%
Stockingford Children's Centre	46	83%	85%
<b>Bedworth</b>	<b>120</b>	<b>73%</b>	<b>78%</b>
Bedworth Heath Children's Centre & Nursery School	24	75%	75%
Bulkington Children's Centre	37	76%	76%
Rainbow Children's Centre	16	50%	63%
St. Michael's Children's Centre	43	79%	88%
<b>Rugby</b>	<b>397</b>	<b>81%</b>	<b>82%</b>
Boughton Leigh Children's Centre	26	100%	100%
Cawston Children's Centre	56	84%	89%
Claremont Children's Centre	100	71%	65%
Dunchurch & District Children's Centre	89	88%	89%
Hillmorton Children's Centre	35	89%	97%
Newbold Riverside Children's Centre	26	42%	54%
Oakfield Children's Centre	37	81%	84%
Wolston Children's Centre	28	100%	100%
<b>South Warwickshire</b>	<b>130</b>	<b>77%</b>	<b>79%</b>
Badger Valley Children's Centre	37	78%	86%
Lighthorne Heath & District Children's Centre	73	70%	70%
Wellies Children's Centre	20	100%	100%
<b>South West Warwickshire</b>	<b>298</b>	<b>90%</b>	<b>91%</b>
Alcester & District Children's Centre	46	83%	87%
Clopton and District Children's Centre	82	93%	94%
Stratford Children's Centre	81	95%	95%
Studley & District Children's Centre	89	85%	88%
<b>Southam</b>	<b>100</b>	<b>72%</b>	<b>81%</b>
Southam & District Children's Centre	100	72%	81%
<b>Kenilworth</b>	<b>135</b>	<b>67%</b>	<b>75%</b>
Kenilworth Children's Centre & Nursery school	44	77%	84%
St. Johns Children's Centre (Kenilworth)	91	63%	70%
<b>Leamington</b>	<b>398</b>	<b>74%</b>	<b>78%</b>
Dale Street Children's Centre	249	69%	76%
Kingsway Children's Centre	59	92%	92%
Lillington Children's Centre & Community Centre	29	72%	72%
Sydenham Children's Centre	41	66%	71%
Whitnash Children's Centre	20	95%	95%
<b>Warwick</b>	<b>158</b>	<b>83%</b>	<b>78%</b>
Warwick Children's Centre & Nursery school	56	89%	89%
Westgate Children's Centre	102	79%	73%