



2021 Census data: Warwickshire's Labour Market: Economic Activity

Economically active: in employment

58.1% of residents aged 16 or over were economically active: in employment (excluding full time students)

Total of **284,849** residents at the time of the Census 2021

Ranked **48th highest** out of 177 county / unitary LA's across England and Wales

2.4 percentage points higher than the national average (55.7%)

Definition

Economically active: in employment (an employee or self employed).

Economically active: unemployed

2.2% residents aged 16 or over were economically active: unemployed (excluding full time students)

Total of **10,924** residents at the time of the Census 2021

Ranked **30th lowest** out of 177 county / unitary LA's across England and Wales

0.7 percentage points lower than the national average (2.9%)

Definition

Economically active: unemployed (those who were looking for work and could start within two weeks, or waiting to start a job that had been offered and accepted).

Economically inactive

37.8% of residents aged 16 or over were economically inactive

Total of **185,669** residents at the time of the Census 2021

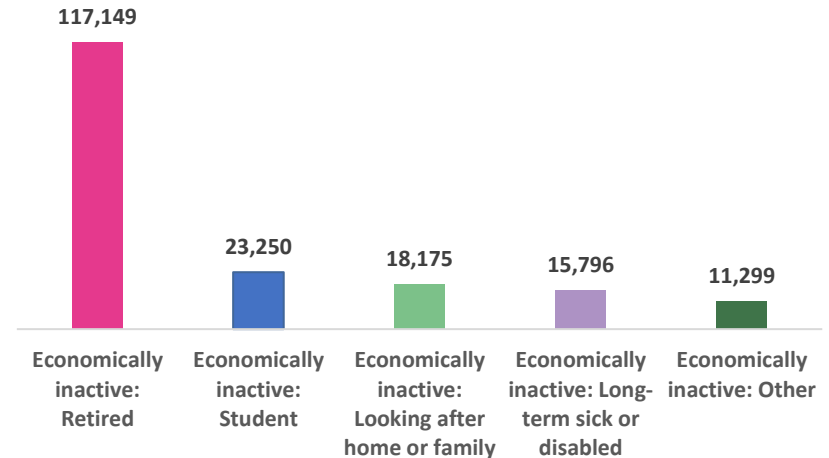
Ranked **60th lowest** out of 177 county / unitary LA's across England and Wales

1.3 percentage points higher than the national average (39.1%)

Definition

People aged 16 or over are considered economically inactive if, in the week before Census 2021, they were not in employment and they were: not looking for work or looking for work, but were not able to start in the next two weeks.

Reasons for inactivity

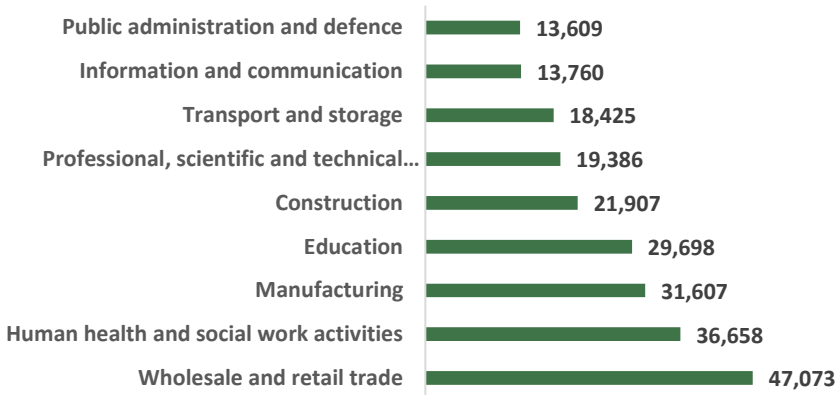




2021 Census data: Warwickshire's Labour Market: Industry and Occupation

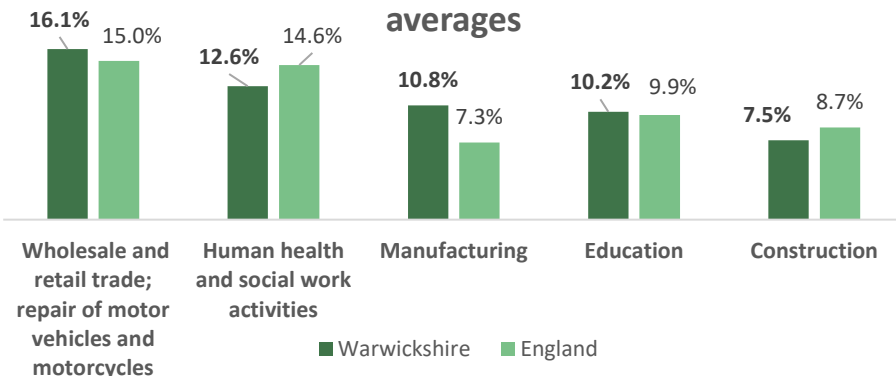
Wholesale and Retail employed the most people in Warwickshire at the time of the Census 2021

Top 10 industries by total employees

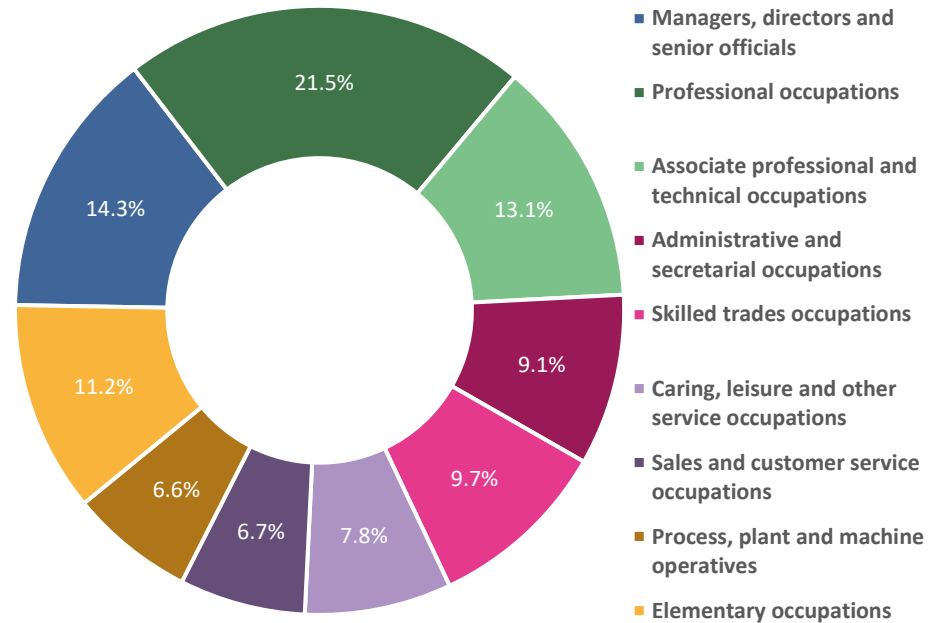


Wholesale and Retail, Manufacturing and Education contributed more towards local employment than it did towards national employment at the time of the Census 2021

Top 5 Warwickshire Industries against national averages



Occupation of usual residents aged 16 years and over in employment the week before the Census 2021



The highest employment levels were seen in **Professional Occupations** at the time of the Census 2021

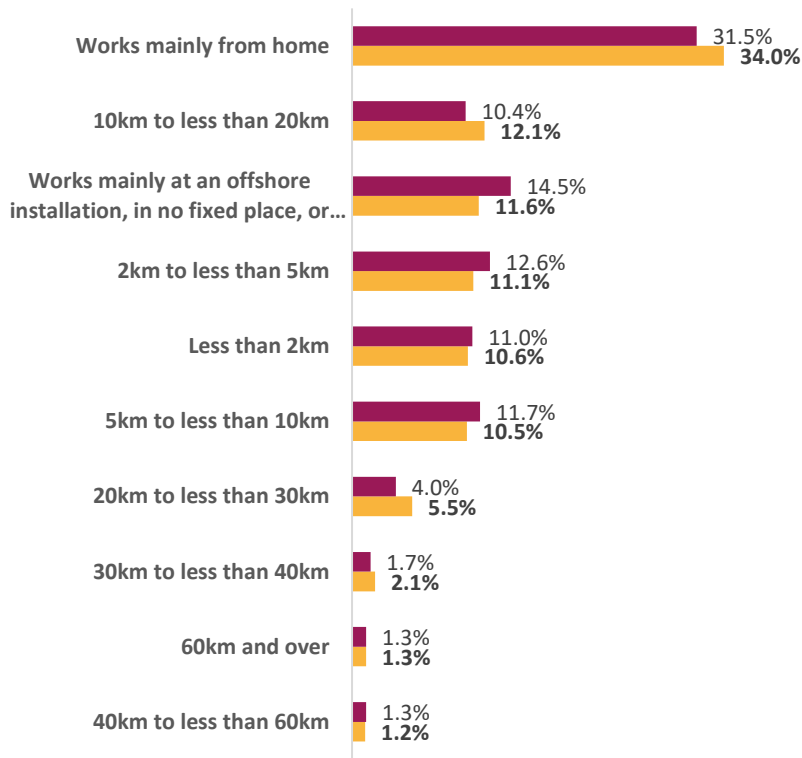


2021 Census data: Warwickshire's Labour Market: Travel to work

Just over a third of residents worked mainly from home at the time of the Census 2021. Of those that did travel, the majority travelled less than 20km

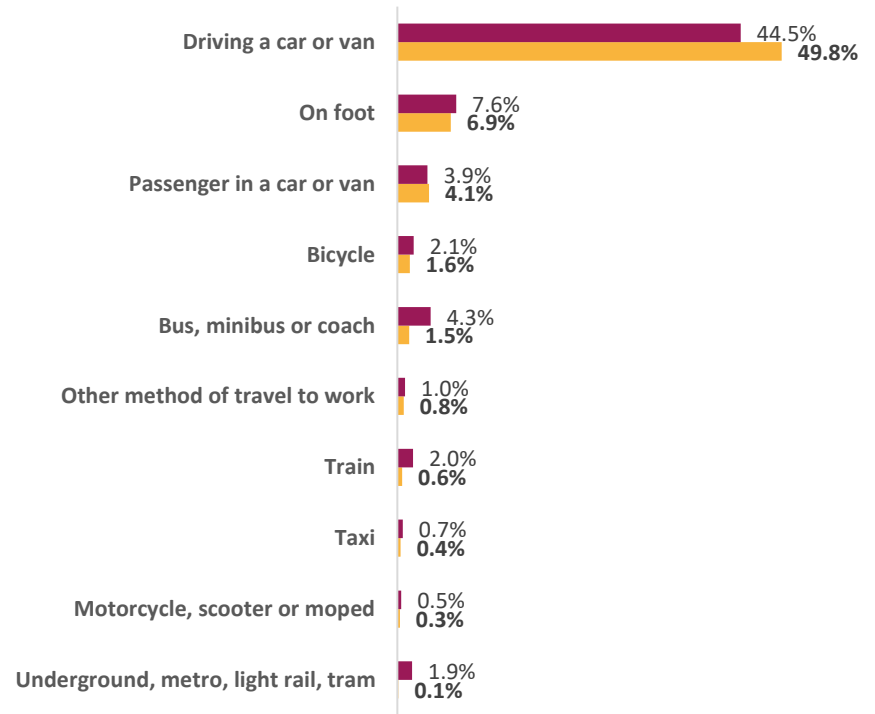
The main mode of transport for residents was **driving a car or van** to work at the time of the Census 2021

Distanced travel to work



■ England ■ Warwickshire

Method of travel (excluding those that worked mainly from home)



■ England ■ Warwickshire