



University Hospitals
Coventry and Warwickshire



The Warwickshire, Solihull & Coventry Breast Screening Service

Breast Screening/ Health Promotion Nurse Joanne Bailey

Dr Aradhana Goud, Associate Specialist
Dr Alison Duncan, Director of Breast Screening

Breast Screening and Learning Disabilities



Improving the uptake The Statistics....

- **Overall uptake for Breast screening for LD is only 13%**
- **In comparison to 70 % for non –LD patients**

Our Aim....

To improve the uptake of learning Disability ladies attending breast screening by providing a supported environment throughout the whole process.



What are we doing at UHCW Breast Screening to improve this?

- **Desensitisation workshops**
- **Liaising with LD nurses to offer support to the patient**
- **Providing an easy read invitation and leaflets with local pictures in**
- **LD representatives and Support workers to provide teaching packages**
- **Recording of data so we know who has attended from interventions**



Desensitisation Workshop

Total of 6 since 2016



The Easy read invitation sent to all ladies that have been invited for screening


Address


University Hospitals
Coventry and Warwickshire
NHS Trust


Address


Date


Dear

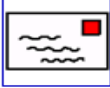
 You have been invited for a breast screening appointment
This is called a Mammogram and is a special picture of your breasts.


 The appointment will be at George Eliot hospital

 On 12th June 2016

 At 12.30pm

 Do not wear deodorant or talcum powder when you go for your screening.

 Please bring this letter with you to your appointment.
You will need to tell us your name, address and date of birth

 Please phone 024 76 96 7200 if you have any questions or if you need to change the appointment.

Yours sincerely
The Breast Screening Team

The team are all female within the breast screening units

Easy read booklet sent with easy read invite

- **A GUIDE TO BREAST SCREENING**



LD Representative Teaching sessions – total of 7 since 2016

- Provided by LD reps to other LD pts with residential homes and at events...to include...
- DVD
- The process of breast screening
- Breast Awareness demonstration
- Breast cancer pictures
- Certificates
- Contact details



The Process

Screening at a mobile unit near you every 3 years....age 47 -73



Mammogram





Breast ultrasound



The results so far....

- 176 recorded patients with LD
- 48% attended breast screening
- Approx. 35% improvement
- 83 easy read letters and leaflets sent
- Of which 46% attended.



SPREAD THE WORD

- 1 in 8 women will develop breast cancer at some time in their life.
- Most breast cancers found during breast screening are at an early stage when there is a good chance of a successful recovery.
- Breast screening is the most effective way of detecting breast problems at an early stage using mammography (x-ray of your breasts).
- Female Staff
- Being breast aware is knowing how your breasts look and feel normally so that you feel confident about noticing any change that might be unusual for you. If you do notice an unusual change you should get this checked with your GP.



Information relating to Breast Screening

Contact us on 02476 967200

www.bscreen.org.uk/coventry

Breast Screening and Health Promotion Nurse
Joanne.bailey@uhcw.nhs.uk

