

Remploy

Putting ability first

Remploy



© Carson-Dellosa CD-1486



European Social Fund applies to England only.

Why partner with Remploy ?

Remploy

Putting ability first

Working together we WILL transform the lives of disabled people through skills, jobs and training



Why partner with Remploy ?

Remploy

Putting ability first

Bespoke Solutions

We work with others such as helping employers understand disabilities and helping people with disabilities on a one to one basis to find work.

We will change our service to meet everyone's needs as far as we can.



Why partner with Remploy ?

Remploy

Putting ability first

We are known throughout the country



While still looking at **LOCAL** priorities

Why partner with Remploy ?

Remploy

Putting ability first

Who we work with:

- Local Authorities
- Housing Associations
- Education & Skills organisations
- Health Trusts & Partnerships
- Government Departments
- Charities & the Third Sector
- Uniformed Services like the Police and Fire service
- National and Local recruitment agencies and support services organisations.




Teamwork
Work performed
combined effort pro
organized cooperation
working together or a
to achieve better res

Example of Bespoke Solution

Remploy

Putting ability first



Remploy

Putting ability first


Example of Bespoke solutions

Remploy

Putting ability first



CITY OF
WOLVERHAMPTON



European Social Fund applies to England only.

Who we work with

Remploy

Putting ability first

Everyone has a part to play in the customer journey both local and national organisations



European Social Fund applies to England only.

We already offer a range of services

They include.....

Work Choice

A programme that helps disabled people, military veterans and those with health conditions to find and get on in work, or become self employed.



Information for jobseekers

Remploy - supporting you into work through Work Choice

Remploy
Putting ability first

Working together

jobcentreplus

Department for Work and Pensions

Specialist Employability Support (SES) helps unemployed disabled adults to get into work.



Specialist Employability Support


Department
for Work &
Pensions
In
partnership
with

Main

Start Back

Access to Work - Workplace Mental Health Support Service (MHSS)



We are funded by Access to Work which helps us to provide support to people with mental health conditions who are absent from work, or finding work difficult.

Disability Guide for Employers

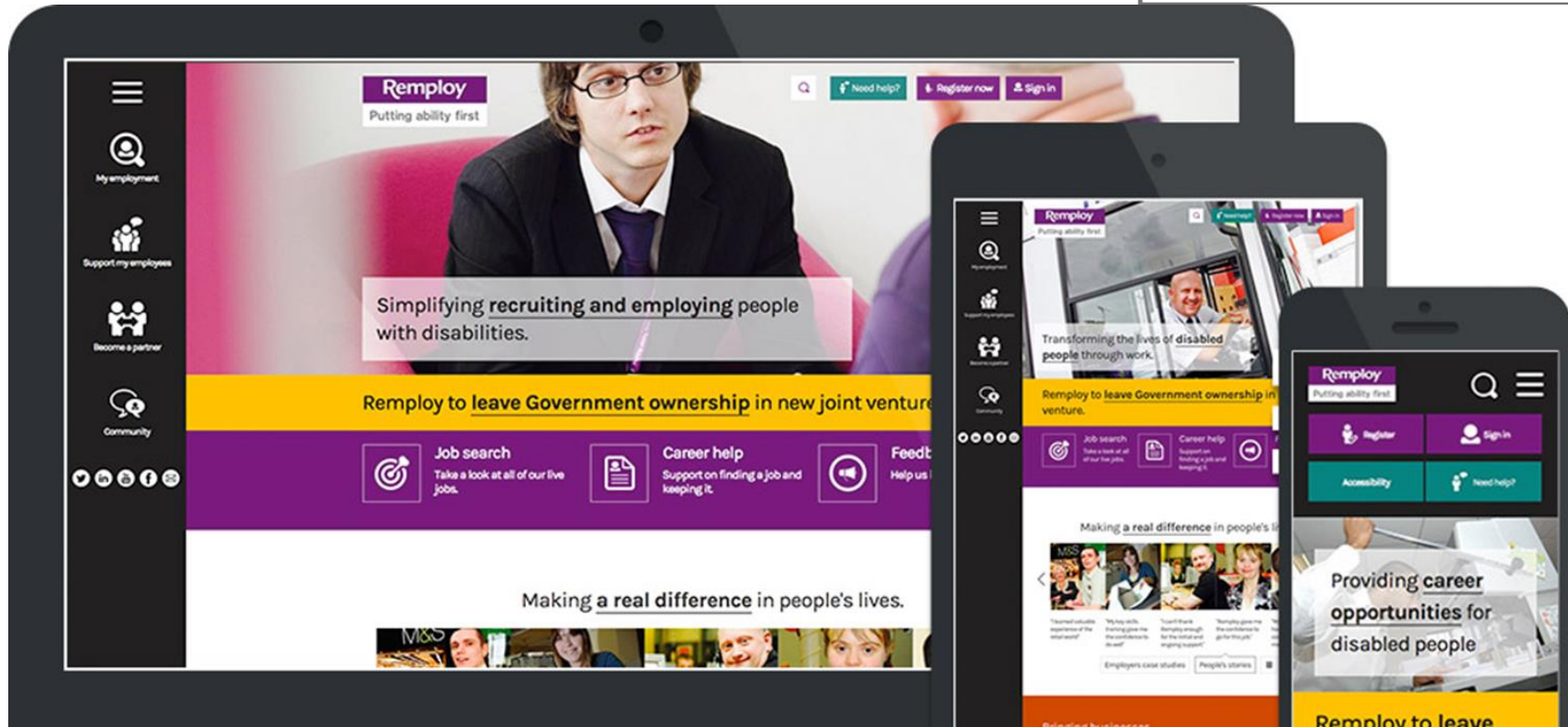


provide practical advice and guidance to support employers and build in them the confidence required to employ more disabled people

Remploy On line

Remploy

Putting ability first



Bespoke online employability service for disabled people; helping to develop soft and vocational skills like.....

In work support




Up to two year's free in-work support is available to help them to remain in work and develop their career.

**But at the very heart
of everything we do
are**

Our Customers

Remploy

Putting ability first



ENHANCING LIVES every day

"I am deaf and without speech but have never let this deter me when it comes to work. I am a BIG Rep and my experiences bring a new perspective to our discussions. I love knowing that I have helped to make a difference."

Theo Abraham - Castle Donington

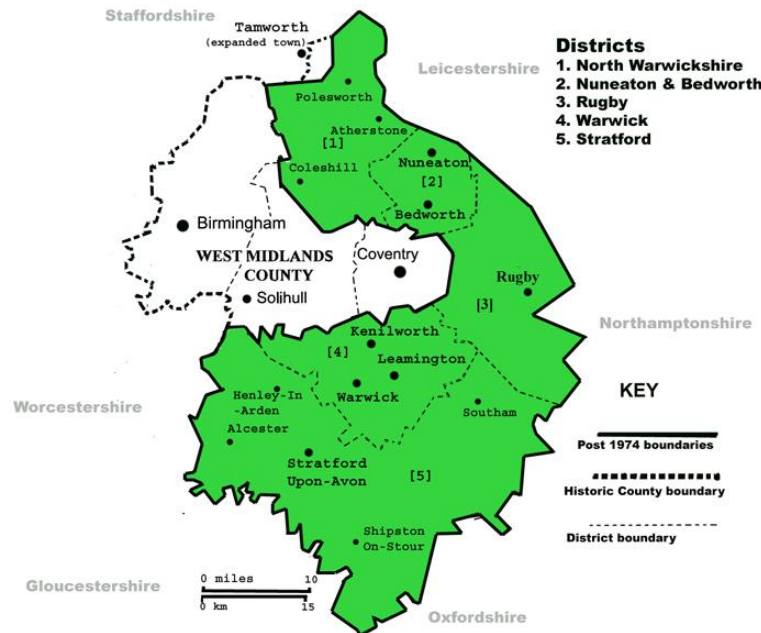
Remploy Putting ability first

M&S 027 1864



European Social Fund applies to England only.

Lets see if between us working together we can make a real difference to your service users



Contact Details

Clive Thomas Partnership Advisor

Mob 0777 433 6932

Email clive.thomas@remploy.co.uk

Questions

