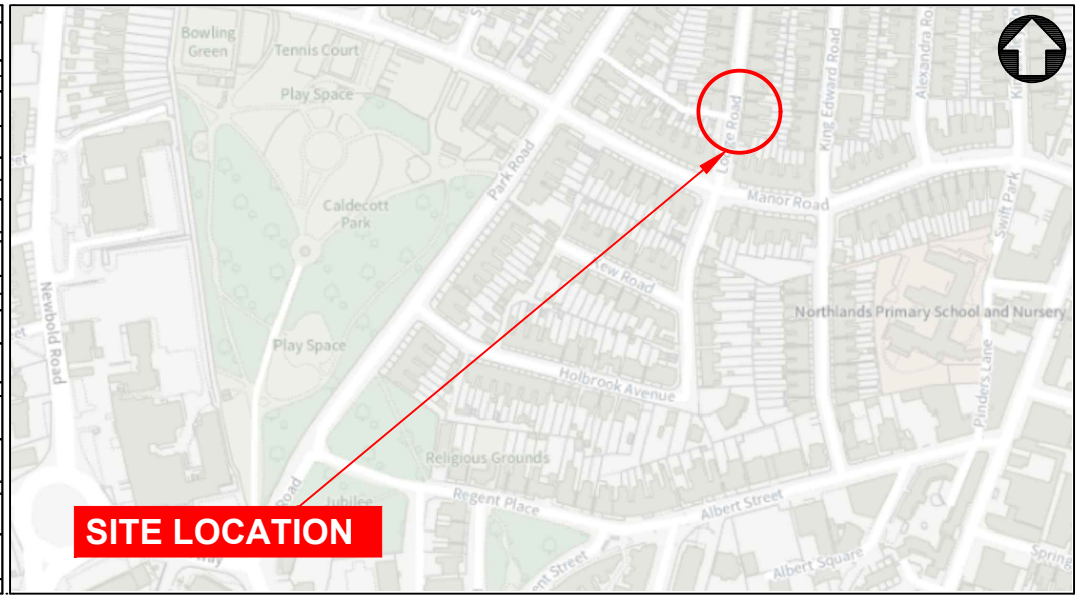
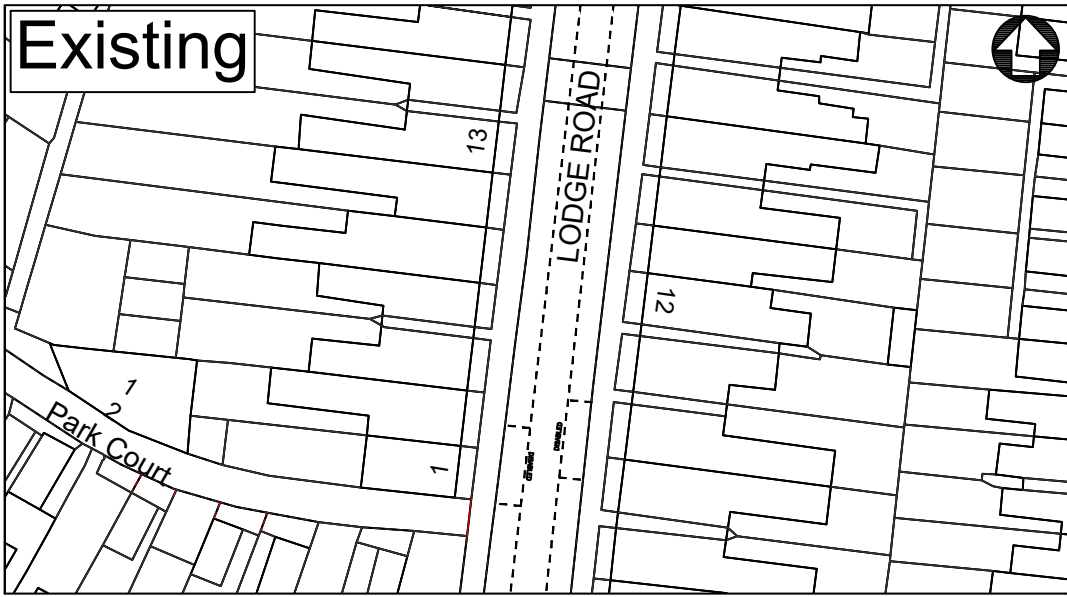


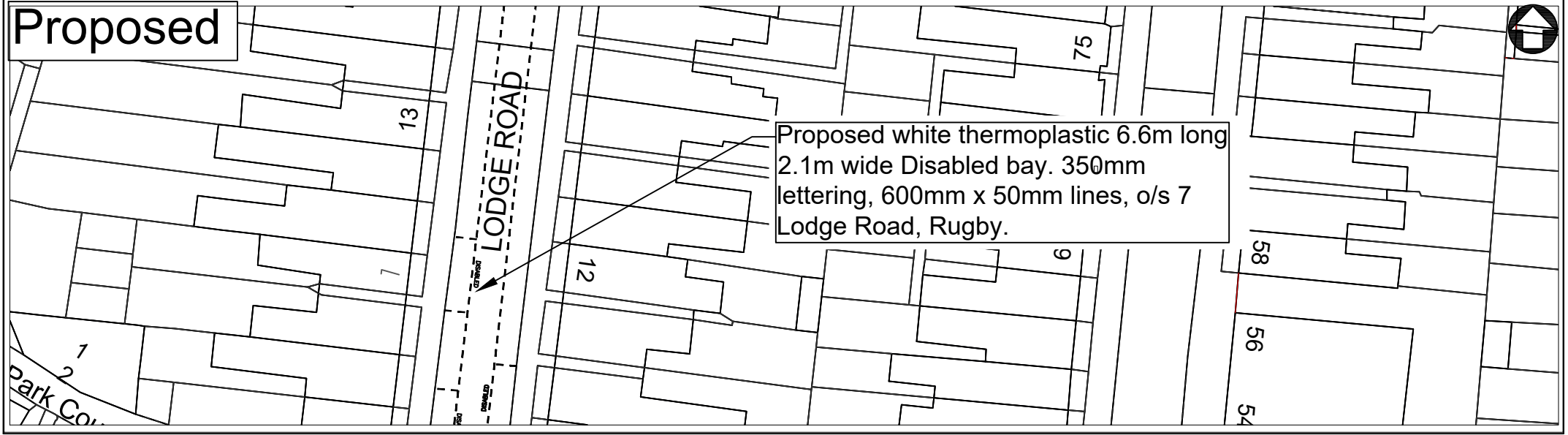
# Existing



**SITE LOCATION**



# Proposed



Proposed white thermoplastic 6.6m long  
2.1m wide Disabled bay. 350mm  
lettering, 600mm x 50mm lines, o/s 7  
Lodge Road, Rugby.



C:\Users\efar2\AppData\Local\Temp\AcPublish\_17480\7 Lodge Road Final.dwg



County Highways Minor Works  
Warwickshire County Council  
Shire Hall  
Warwick  
CV34 4RL  
Tel: 01926 410410

[www.warwickshire.gov.uk](http://www.warwickshire.gov.uk)  
[chminorworks@warwickshire.gov.uk](mailto:chminorworks@warwickshire.gov.uk)

NOTES

© Crown Copyright and database right 2025. Ordnance Survey AC000019520

REV	DATE	BY	CHK	AMENDMENT
-	--/--	-	-	-
-	--/--	-	-	-
-	--/--	-	-	-
-	--/--	-	-	-
-	--/--	-	-	-

Drawing title	Proposed Disabled Bay Lodge Road Rugby Warwickshire
Project title	Disabled Parking Bays 2025

Drawn by	EFL	Checked by	PM
Date	NOV 2025		
Scale	A4		
Drawing number	PTRO25 028		