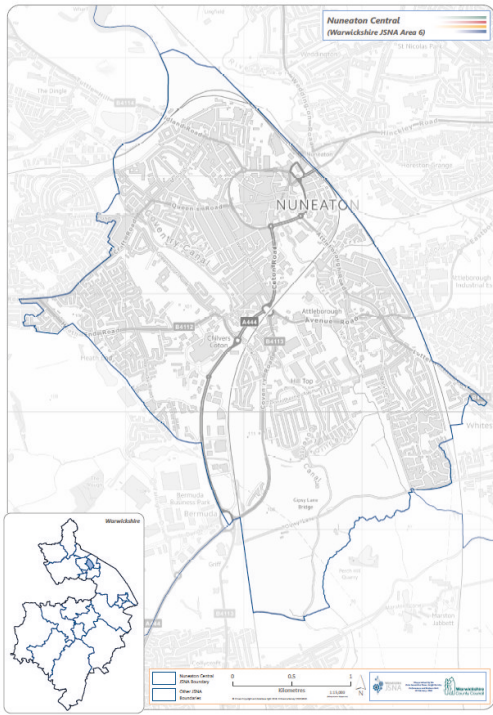


NUNEATON CENTRAL JSNA

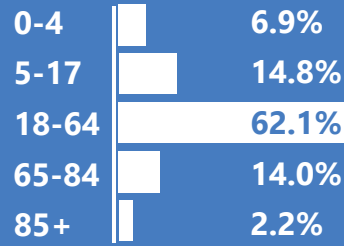


30,167
population


3.5% increase
in population
since 2011



Age Profile



Average life expectancy



In 2011, 6.1% of the population were born in the Middle East and Asia, more than double the Warwickshire figure (2.5%)



Housing Tenure (2011)
19.3% - private rented
19.0% - social rented
Home ownership levels lower (59.8%) than Warwickshire (70.0%)



The % of patients 18+ recorded as obese was significantly higher than the % in England (9.8%) in 2017/18 in 4 GP practices where residents in Nuneaton Central are registered



The prevalence of diabetes (17+) in 5 of the GP practices has remained significantly higher than the England rate (6.8%) since 2010/11



4 of the GP practices had a significantly higher prevalence of patients with recorded high blood pressure than the national rate (13.9%) in 2017/18



The proportion of patients (aged 15+) recorded as current smokers was significantly higher than the national figure (17.2%) at 3 of the GP practices in 2017/18



The proportion of patients (aged 50 or older) with osteoporosis was significantly higher than the national rate (0.6%) at 2 GP practices in 2017/18



Screening coverage for bowel cancer (people aged 60-74) was lower than the national figure (59.6%) at 3 of the GP practices. All practices have seen a decrease in bowel screening coverage in recent years



Between 2014/15 & 2017/18, the standardised admission rate for emergency admissions for all causes was **10,515** per 100,000 population, the highest of all 22 JSNA areas



Between 2014-2016 **8.9%** of live births in Nuneaton Central were classed as low birth weight babies (weighing less than 2,500g)



The emergency admission rate for self-harm was **5.5** per 1,000 10-24 year olds between 2014/15 & 2017/18, the 4th highest of all 22 JSNA areas



57.7%

of children in Key Stage 2 achieved the expected standard in Reading, Writing and Maths in 2017, lower than the county average (62.0%)



39.0%

of students achieved the new Key Stage 4 measures of 9 to 5 (strong pass) in English and Maths, lower than the county average (48.1%)

13.1%

of pupils were eligible for and claiming a Free School Meal in 2017/18, higher than the borough (12.5%) & county (8.8%) average



3.5%

of the adult population in Nuneaton Central were active users of social care in 2017. The highest % of all the JSNA areas



118

per 10,000 children were in looked after care in March 2017, more than double the county average (55.7 per 10,000)

Between 1/4/15 & 31/3/18 there were

184

priority families identified (6.2 per 1,000 population, higher than the county (4.5) average)



In 2015, the % of children in low income families was greater than the England average of 16.8% in

9 LSOAs in Nuneaton Central



14.0%

of households were classed as 'fuel poor' in 2016

3

LSOAs (Abbey Town Centre; Middlemarch & Swimming Pool; and, Hilltop) are amongst the 10% most deprived LSOAs in England



30.0%

of households in Nuneaton Central did not own a car in 2011. The highest % of all 22 JSNA areas



citizens advice

Between 2016/17 and 2017/18 there was a

4%

increase in the number of people contacting Citizens Advice

4,278

visitors to the Nuneaton food bank in 2017/18, up 10.1% on the previous year. Low income was the most common reason for using the food bank



In 2017, the crime rate in Nuneaton Central was

141.5

crimes per 1,000 population, the highest crime rate of all 22 JSNA areas



Mean concentration levels of Nitrogen Dioxide exceeded EU air quality standard objectives at 2 sites in Nuneaton Central in 2017

Green space was most likely to be identified by residents in their top 3 things to support positive health and well-being

