

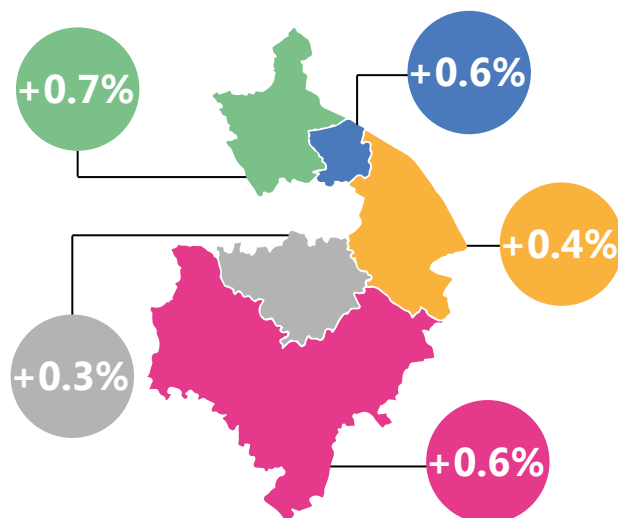
Briefing Note - Warwickshire's population

The 2016 mid-year estimates suggest Warwickshire is now home to **556,750** people...

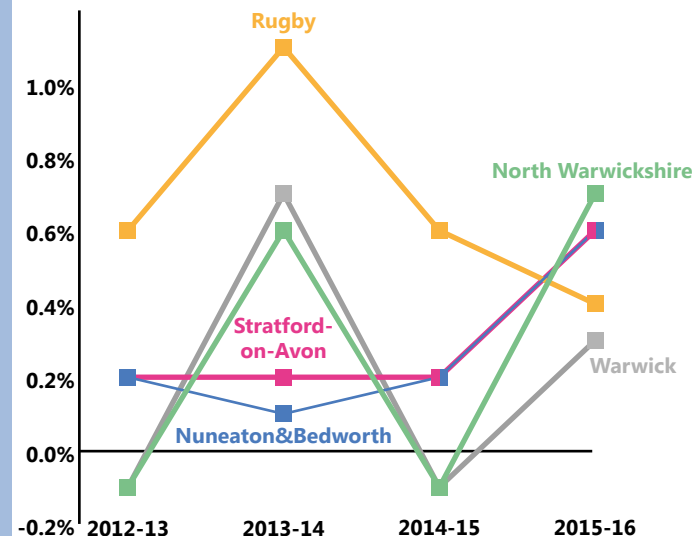


increasing by **2,748** people or **0.5%** from the previous year. One **quarter** of residents live in **Warwick District**.

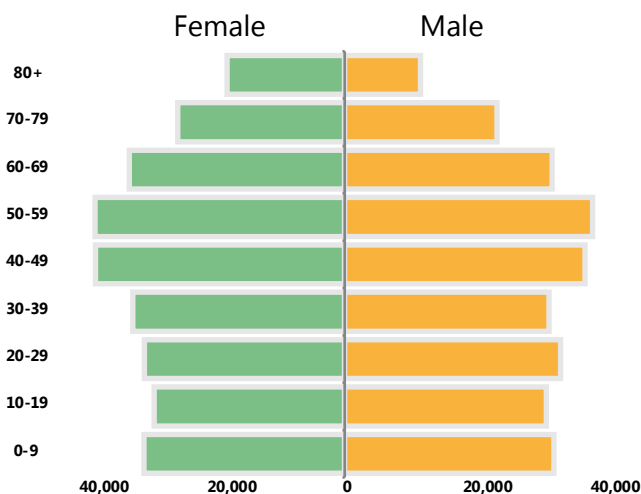
North Warwickshire Borough experienced the **highest rate of population growth** in the county...



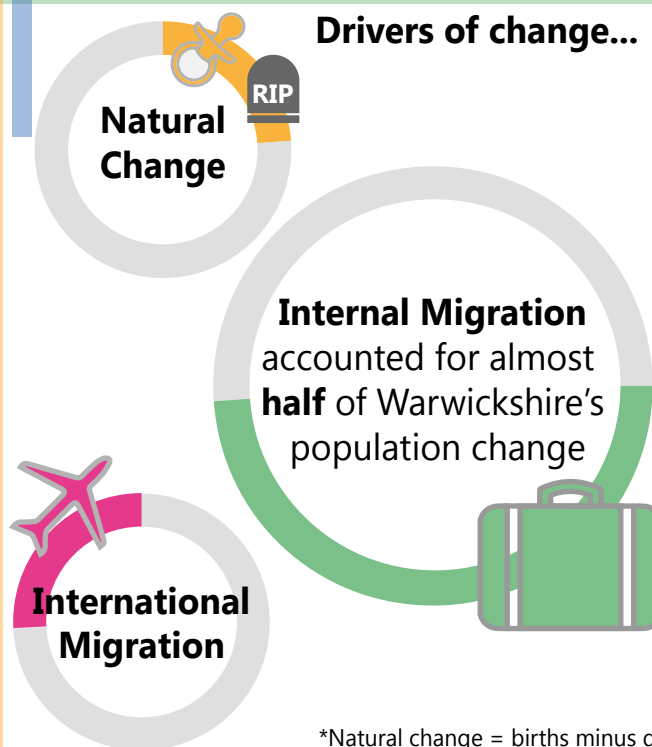
This is **different to previous trends**, where **Rugby** experienced the **highest rate of population growth**



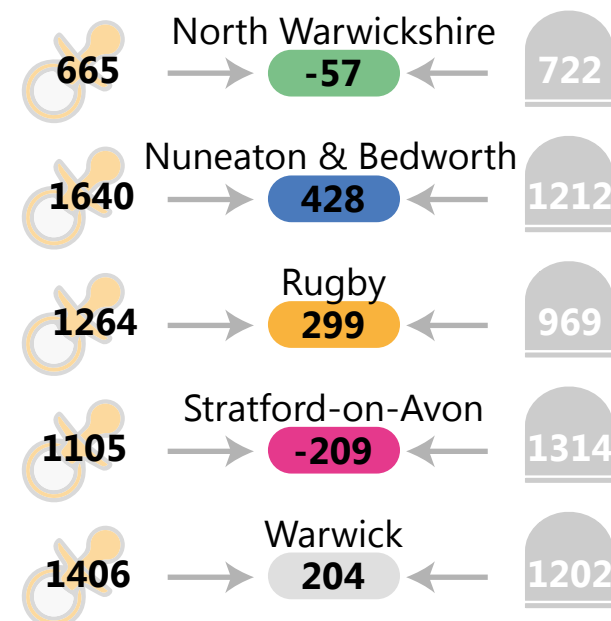
Almost **40%** of Warwickshire residents are aged between **30-59** years old, whilst **1 in 4** residents are aged **60 years and over**



Drivers of change...



In **North Warwickshire Borough & Stratford-on-Avon District**, deaths exceeded births



*Natural change = births minus deaths

Summary

The mid-year estimates refer to the population on 30 June of the reference year and are published annually. They are the official set of population estimates for the UK and its constituent countries, the regions and counties of England, and local authorities and their equivalents.

These are the official population estimates for the UK as at 30 June 2016 and therefore reflect the size of the UK population around the time of the EU referendum (23 June 2016). They are based on the census and are updated annually to account for population change during the period from 1 July to 30 June.

Mid-year population estimates relate to the usually resident population. They account for long-term international migrants (people who change their country of usual residence for a period of 12 months or more) but do not account for short-term migrants (people who come to or leave the country for a period of less than 12 months).

The mid-year population estimates are used directly as a base for other secondary population statistics, such as population projections, population estimates of the very old and population estimates for small geographical areas.

The mid-year population estimates are an important input for a wide number of economic and social statistics. Main users include central and local government and the health sector, where they are used for planning and monitoring service delivery, resource allocation and managing the economy as well as being of interest to the general public.

Key Facts – United Kingdom

- The population of the United Kingdom at 30 June 2016 is estimated to be 65,648,054 people.
- Over the year to mid-2016, the number of people resident in the UK increased by 0.8% (538,000), this growth rate is similar to the average annual growth rate since 2005.
- The population increase of the UK reflected increases of 193,000 people through natural change (35.8% of the total increase), 336,000 through net international migration (62.4% of the total increase) and an increase of 9,500 people in the armed forces population based in the UK.
- The UK population continues to age, but at a slower rate than recent years with only a small change to the proportion aged 65 and over (18.0% in mid-2016 compared with 17.9% in mid-2015) and an unchanged median age of 40.
- The annual population growth varied across the UK – in England it was 0.9%, Wales 0.5%, Scotland 0.6% and Northern Ireland 0.6%.

Key Facts

Region	Population estimate mid-year 2016	Population estimate mid-year 2015	Population change (%)	Over 65 population (%)
United Kingdom	65,648,054	65,110,034	538,020 (0.8%)	11,814,085 (18.0%)
England	55,268,067	54,786,327	481, 740 (0.9%)	9,882,841 (17.9%)
West Midlands	5,800,734	5,751,000	49,734 (0.9%)	1,061,201 (18.3%)
Warwickshire	556,750	554,002	2,748 (0.5%)	114,497 (20.6%)
North Warwickshire	63,229	62,787	442 (0.7%)	13,531 (21.4%)
Nuneaton & Bedworth	127,019	126,319	700 (0.6%)	24,098 (19.0%)
Rugby	103,815	103,443	372 (0.4%)	19,847 (19.1%)
Stratford-on-Avon	122,276	121,522	754 (0.6%)	31,136 (25.5%)
Warwick	140,411	139,931	480 (0.3%)	25,885 (18.4%)

A report produced by The Insight Service and Public Health Warwickshire

If you have any questions or feedback, please do get in touch by emailing us at: Insight@Warwickshire.gov.uk

Source: <https://www.ons.gov.uk/peoplepopulationandcommunity/populationandmigration/populationestimates/bulletins/annualmidyearpopulationestimates/mid2016> (published 22 June 2017)