


2021/2022

Council tax and spending explained



A message from Cllr Izzi Seccombe

Leader, Warwickshire County Council



Dear resident

It is once again my pleasure to welcome you to Warwickshire County Council's council tax leaflet for 2021/22. As usual, we set out details of how the County Council spends the money available to us as we strive to make Warwickshire the best it can be for everyone.

The last year has been extraordinary. When the Covid-19 pandemic struck, the world became a very different place.

Almost a year on, I remain humbled by the response of our residents. Faced with an unprecedented crisis, what I have seen is amazing. We have truly seen the best of Warwickshire, especially the incredible work of our social care and NHS staff caring for those most vulnerable as a result of Covid-19.

This was replicated in our communities. From the terrific sacrifices made as people accepted the restrictions to their freedoms; to businesses adapting swiftly to the different ways of operating that the new environment required. From the resilience of our children who, along with their parents and carers as stand-in teachers, took to learning remotely, to the older generations who had to adapt to a digital world of communication or face the prospect of becoming isolated at a time when they needed people more than ever.

We have seen countless examples of our communities and voluntary sector stepping up to provide amazing support, working alongside the fantastic council staff from all six councils in the County, showing kindness, empathy, support and creativity during these most challenging times.

I am going to take this opportunity to say two things. Firstly, thank you. To all of our communities, staff, partners, businesses and the voluntary and community sectors for their incredible response and overwhelming support to contain the virus.

Secondly, I want you to know that Warwickshire County Council is committed to ensuring Warwickshire emerges from the pandemic stronger than ever. It has accelerated the need for us to do things differently, apply the learning from the last year and work with our partners across the County to make sure that our recovery is as swift, comprehensive and successful as possible.

Our Council Plan sets out the key ambitions and priorities for Warwickshire. These have not changed. They remain: supporting our communities and individuals to be safe, healthy and independent; supporting our economy, making the best use of our resources, and making Warwickshire the best it can be, sustainable now and for the future.

We have however, had to prioritise key activities to support our recovery and build on the learning from and impact of the Pandemic, as are set out in our Covid-19 Recovery Plan.

So, I come to the Council Tax for 2021/22. In February, the Council agreed a total increase of 1.99% in Council Tax with a further 1% Adult Social Care precept.

With so much that needs to be done across all sections of our communities, we have had to take steps to address short-term financial challenges and do this in a way that does not undermine the Council's financial sustainability over the medium term or leave gaps for future years.

We have set out £136 million of permanent investments and, through our investment funds, will continue to provide short-term resources that support the priorities of the Council Plan and Warwickshire's recovery from Covid-19.

The budget that we set is the basis of a new and more hopeful future; it marks the first year of a five-year rolling Medium Term Financial Strategy and it invests in helping our most vulnerable people, supporting businesses, and setting Warwickshire on the path to a green recovery.

I said in my first paragraph that we have a vision to make Warwickshire the very best it can be. Rest assured that every penny of this council tax will be spent wisely to do that and to give you and the County the brighter future that you deserve.

Where the money comes from

In 2021/22, our total day-to-day spending on services (before we receive any income) is £704.1 million. We are spending £31.8 million more than last year, when we budgeted to spend £672.3 million.

The money we spend comes from central government and local income. The table below shows our current funding.

	2021/22 £ millions	Change £ millions	2020/21 £ millions
Central government			
Specific government grants	179.9	8.7	171.2
Business rates	67.7	-3.5	71.2
Local income			
Council tax	323.7	10.1	313.6
Extra Council tax collected from previous years	-1.4	-1.5	0.1
Other Contributions, fees and charges	131.2	15.8	115.4
Use of reserves	3.0	2.2	0.8
Total service costs	704.1	31.8	672.3

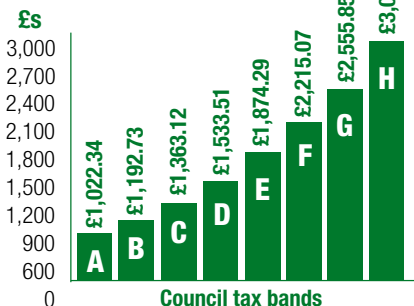
How our spending has changed

	Gross Expenditure £ millions	Gross Income £ millions	Net Expenditure £ millions
Planned Spending last year 2020/21	672.3	-286.6	385.7
Inflation (exc. Adult Social Care)	7.6	-2.2	5.4
Childrens Social Care Change	8.3	-0.1	8.2
Adult Social Care Change plus inflation	4.3	-0.3	4.0
Education Change	19.8	-13.3	6.5
Other Changes	-8.2	-8.7	-16.9
Planned Spending for 2021/22	704.1	-311.2	392.9
Change	31.8	-24.6	7.2

Council tax

The chart below shows our council tax for properties in each valuation band.

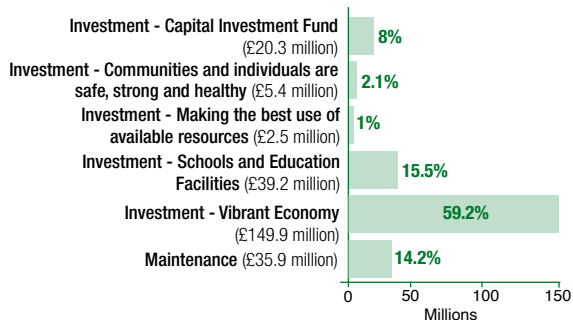
2021/22



Capital spending

Apart from our day-to-day costs, we also spend money on land, buildings, new roads, major maintenance work and vehicles.

The chart below shows our planned capital spending of £253.2 million in 2021/22



How the money is spent

	2020/21 Spending after income* £ millions	2021/22 Spending before income £ millions	2021/22 Income £ millions	2021/22 Spending after income £ millions	2021/22 Cost for each person £
Communities Directorate					
Education Services	32.7	145.7	-106.0	39.8	68.8
Environment Services	25.9	40.3	-14.5	25.8	44.6
Fire & Rescue	21.1	22.4	-0.5	21.9	37.9
Strategic Commissioner for Communities Directorate	21.5	41.8	-19.3	22.6	39.0
People Directorate					
Adult Social Care	128.8	199.6	-66.8	132.8	229.9
Children & Families	59.3	80.5	-12.2	68.3	118.1
People Strategy and Commissioning	11.0	48.6	-37.4	11.2	19.2
Resources Directorate					
Business & Customer Services	17.1	22.7	-4.8	17.9	31.0
Commissioning Support Unit	3.4	6.8	-0.7	6.1	10.6
Enabling Services	23.5	30.9	-6.5	24.4	42.2
Finance	4.4	8.7	-3.2	5.5	9.5
Governance & Policy	2.2	7.4	-5.7	1.6	2.8
Other Services	34.7	48.8	-33.7	15.2	26.3
Service costs	385.7	704.1	-311.2	392.9	679.9
Money taken from (-) or put into our savings	-0.8	-3.0		-3.0	-5.2
Our budget	384.9	701.1	-311.2	389.9	674.7
Less money from the Government					
Business rates	-71.2			-67.7	-117.1
Extra (-) / Deficit (+) Council tax collection from previous years	-0.1			1.4	2.5
Amount we will raise from the council tax (£ million)	313.6			323.7	560.1
Tax base	210,642			211,067	
Band - D council tax (£)	£1,488.87			£1,533.51	

Notes:

Figures may not sum precisely due to rounding.

The Council passes on funds received from the Department for Education to schools as part of the Dedicated Schools Grant. These figures have been excluded as they do not affect the Council's resources.

'Other services' includes financing, banking and managing money and insurance.

The Office for National Statistics estimates that in 2021/22, 577,933 people will be living in Warwickshire.

The Secretary of State made an offer to adult social care authorities. ("Adult social care authorities" are local authorities which have functions under Part 1 of the Care Act 2014, namely county councils in England, district councils for an area in England for which there is no county council, London borough councils, the Common Council of the City of London and the Council of the Isles of Scilly.)

The offer was the option of an adult social care authority being able to charge an additional "precept" on its council tax without holding a referendum, to assist the Authority in meeting its expenditure on adult social care from the financial year 2016-17. It was originally made in respect of the financial years up to and including 2019-20.

The Council has decided to levy an additional 1% Council Tax to contribute to the funding of the additional costs facing adult social care, as allowed by the Government.

The additional 1% Adult Social Care levy in 2021/22 including the amount raised by the 2% levy in 2016/17, 2017/18, 2018/19, 2019/20 and 2020/21, will raise £30.704 million in 2021/22.

These funds will be used to help the Service with much needed flexibility to manage its resources in the most effective way. The Service will focus on the transformation of adult social care pathways, the way we deploy social workers and the enhancement of information and advice to enable people to shape their own solutions.

Useful telephone numbers and websites

If you have any complaints, comments or suggestions about our services please contact our customer service centre on **01926 410410**.

We provide a wide range of services on our website. For example, you can renew library books, check bus timetables, apply to be a foster parent and apply for copies of birth, marriage or death certificates.

For more information, go to **www.warwickshire.gov.uk**

Your local borough or district council collects your council tax. They will be able to help you if you have any questions about your bill or about whether you are entitled to Council Tax Support.

Warwickshire County Contact: **Assistant Director - Finance**

Telephone: **01926 412441**

This leaflet contains important information.

If you would like information in another language or format please call **01926 415000**