

# Environmental Education



2025

**Warwickshire  
Country Parks**



**WARWICKSHIRE  
Country Parks**



**Warwickshire  
County Council**

# Get outdoors in our parks

**Warwickshire Country Parks offer schools a programme of hands-on outdoor activities encouraging children to discover the natural world.**

Come and explore our variety of habitats including meadows, woodland and ponds. We have purpose-built education centres at Kingsbury Water Park and Ryton Pools Country Park; we also offer activities at Hartshill Hayes Country Park.

[countryparks.warwickshire.gov.uk](http://countryparks.warwickshire.gov.uk)



Scan me



## We hope a visit to country parks will help children:

- Connect with nature and experience the natural world.
- Learn from mistakes, bounce back, and try again.
- Try new things with a 'can do' attitude.
- Believe that the harder they work, the better they will get at the things that they do.
- To never give up
- To love learning
- Develop concentration skills
- Keep on trying when challenges occur.
- Think their way through problems.
- Ask questions and think about our world.
- Make links and notice patterns in their experiences.

## How to book your visit


We run the school activities from February through to November.

To discuss your visit, check availability and make a booking, please call **01926 418 299** or email [countryparkseducation@warwickshire.gov.uk](mailto:countryparkseducation@warwickshire.gov.uk).

## Costs

**£5** per child for **1/2 day**

**£9** per child for **full day**





## Kingsbury WATER PARK



### Kingsbury Water Park

Bodymoor Heath, Sutton Coldfield, B76 0DY

Kingsbury Water Park is 630 acres of wetlands, woodland, water and nature reserve, providing endless opportunities for outdoor learning and experiences. The park is a lovely, safe, accessible place to visit with your pupils and we offer a range of curriculum-linked, engaging activities.

Our classroom is fully equipped and provides a base for your day, with an indoor space for lunch (or there are plenty of places for picnics too). Our playgrounds and café are also available to enjoy.



## Hartshill Hayes COUNTRY PARK



### Hartshill Hayes Country Park

Oldbury Rd, Nuneaton, CV10 0TE

Hartshill Hayes Country Park is a glorious hidden gem with its 137-acres offering woodlands, open hilltop meadows and panoramic views over the Anker Valley.

The park has a long history of human use and habitation, and the woods are ancient and species rich; a fantastic place for learning about wildlife, nature and history. Facilities on site include a playground, toilets and an outdoor shelter.



## Ryton Pools COUNTRY PARK



### Ryton Pools Country Park

Ryton Road, Bubbenhall, Coventry, CV8 3BG

Ryton Pools Country Park is an ideal place for school visits with excellent opportunities for learning about wildlife, nature and the environment. We have ponds, meadows, woodlands, picnic areas and a number of trails all set within our 100-acre park. The site was formerly a sand and gravel quarry, a landfill site, and finally by 1996 the site was landscaped and began its life as Ryton Pools Country Park.

Our classroom is fully equipped, and provides a base for your day, plus indoor and outdoor spaces for lunch. Add in our playgrounds and café for an enjoyable visit for all.



# Activities



## Ryton Pools Country Park

Pre-school/Reception ● KS1 ● KS2 ●



### Wild Woods $\frac{1}{2}$ day ●●

Enjoy playing creatively in the woods and take part in activities based on Forest School principles.

**Curriculum links:** imagination, speaking/listening, creativity, social skills and understanding of the natural world.



### Minibeast hunting $\frac{1}{2}$ day ●●● April – October

Come and meet the woodland and meadow invertebrates that make their homes in our park. Use our equipment to catch them and observe how they move and what they look like. Discover what they eat and get eaten by and consider how they are adapted to survive in their environment.

**Curriculum links:** human and physical geography, working scientifically, animals including humans, living things in their habitats.



### Pond dipping $\frac{1}{2}$ day ●● April – October

Come pond dipping to find the amazing range of invertebrates that live in our aquatic habitat. Discover how they move, what they eat, who they depend on and consider how they are adapted to survive in their environment.

**Curriculum links:** working scientifically, animals including humans, living things in their habitats.



### Nocturnal Animals $\frac{1}{2}$ day ●●

A fun introduction to the often-unseen nocturnal world. We will go on an adventure using all our 'nature detective sense skills' to investigate which animals come out at night. Learn why they are nocturnal, what super senses they have and what they look like.

**Curriculum links:** habitats, identification, camouflage, adaptations, trees, plants and animals, senses, animals including humans, living things in their habitats, seasonal change.



### Natural shelters and dens $\frac{1}{2}$ day ●●

Have you got what it takes to survive in the woods? Take on the challenge of den building using natural materials. Will it be big enough for your team?

**Curriculum links:** survival, teamwork, problem solving, communication skills, co-operation, living things in their habitats, everyday materials, design and technology, physical education





### *Beginners Bushcraft* $\frac{1}{2}$ day •

Bushcraft is a set of skills and knowledge that can be used to survive outdoors. Come and try some simple bushcraft challenges: build a shelter, light a fire and toast marshmallows over a campfire.

**Curriculum links:** geography, science, design technology, art.



### *Stone Age* full day •

Step back in time to the stone age. Learn about the finds from Bubbenhall Quarry that have helped us to discover what was important to our ancestors; who lived here, what tools they used and which animals they hunted.

**Curriculum links:** history, survival, teamwork, problem solving, communication skills, co-operation, materials, habitats.



### *Orienteering* $\frac{1}{2}$ day •

A practical introduction to map reading and compass skills. Working in teams, use our maps and compasses to find your way around the permanent course on the park. Which teams will be successful and will anyone get lost?

**Curriculum links:** human and physical geography.



# Activities

## Kingsbury Water Park



Pre-school/Reception ● KS1 ● KS2 ●



### Wild Woods $\frac{1}{2}$ day ●●

Enjoy playing creatively in the woods and take part in activities based on Forest School principles.

**Curriculum links:** Imagination, speaking/listening, creativity, social skills and understanding of the natural world.



### Minibeast hunting $\frac{1}{2}$ day ●●● April – October

Come and meet the woodland and meadow invertebrates that make their homes in our park. Use our equipment to catch them and observe how they move and what they look like. Discover what they eat and get eaten by and consider how they are adapted to survive in their environment

**Curriculum links:** human and physical geography, working scientifically, animals including humans, living things in their habitats.



### Pond dipping $\frac{1}{2}$ day ●● April – October

Come pond dipping to find the amazing range of invertebrates that live in our aquatic habitat. Discover how they move, what they eat, who they depend on and consider how they are adapted to survive in their environment.

**Curriculum links:** working scientifically, animals including humans, living things in their habitats.



### Nocturnal Animals $\frac{1}{2}$ day ●●

A fun introduction to the often-unseen nocturnal world. We will go on an adventure using all our 'nature detective sense skills' to investigate which animals come out at night. Learn why they are nocturnal, what super senses they have and what they look like.

**Curriculum links:** habitats, identification, camouflage, adaptations, trees, plants and animals, senses, animals including humans, living things in their habitats.



### Natural shelters and dens $\frac{1}{2}$ day ●●

Have you got what it takes to survive in the woods? Take on the challenge of den building using natural materials. Will it be big enough for your team?

**Curriculum links:** survival, teamwork, problem solving, communication skills, co-operation, living thing in their habitats, everyday materials, design and technology, physical education.



### *Beginners Bushcraft full day* ●

Bushcraft is a set of skills and knowledge that can be used to survive outdoors. Come and try some simple bushcraft challenges: build a shelter, light a fire and toast marshmallows over a campfire.

**Curriculum links:** geography, science, design technology, art.



### *Stone Age full day* ●

Challenge yourselves with a taste of stone age life. Have a go at building your own shelter and lighting a fire, key skills for stone age survival. Try your hand at stone age art and find out what tools stone age people used. A fun, hands-on experience!

**Curriculum links:** history, survival, teamwork, problem solving, communication skills, co-operation, materials, habitats.



### *Orienteering Upper KS2 ½ day* ●

A practical introduction to map reading and compass skills. Working in teams, use our maps and compasses to find your way around the permanent course on the park. Which teams will be successful, and will anyone get lost?

**Curriculum links:** human and physical geography.



### *Rivers Upper KS2 ½ day* ●

Learn some basic map skills to trace the River Tame's route on an Ordnance Survey map. Look at the river's journey on a slide show and then we will take a walk to the river as it flows through the park and practice identifying physical features in the field.

**Curriculum links:** human and physical geography, working scientifically, plants and animals including humans, seasonal change.

# Activities



## Hartshill Hayes Country Park

Pre-school/Reception ●

KS1 ●

KS2 ●

*Minibeast hunting*  $\frac{1}{2}$  day ●●● April – October



Come and meet the woodland and meadow invertebrates that make their homes in our park. Use our equipment to catch them and observe how they move and what they look like. Discover what they eat and get eaten by and consider how they are adapted to survive in their environment.


**Curriculum links:** human and physical geography, working scientifically, animals including humans, living things in their habitats.

*Orienteering Upper KS2*  $\frac{1}{2}$  day ●



A practical introduction to map reading and compass skills. Working in teams, use our maps and compasses to find your way around the permanent course on the park. Which teams will be successful and will anyone get lost?

**Curriculum links:** human and physical geography.





# How your day will work

Our morning sessions start around 10:00 and afternoon around 12:30. Sessions are a max of 1.5 hours. We are flexible with timings and we will discuss what suits your group with you – we can, for example, timetable in a short break.

When you arrive at any of our sites the Rangers will meet you in the car park and walk you to the classroom. Your class will be able to store their lunches and belongings in the classroom whilst you're out doing your chosen activity.

If you choose a half day activity you are welcome to stay on the site longer, however this will be unguided.

## Health and safety



### Risk assessment

We have full risk assessments for our service. You are welcome to download these from our website. We do offer, and highly recommend, site pre-visits.

We can discuss the activities chosen and show you the areas that your class will be using. One of our team can arrange this for you.



### First Aid

First aid is the responsibility of the school whilst on site.

### Weather Warnings

Please note in the event of a forecasted weather warning from the Met Office, for the date of your visit, this is the procedure we will follow to keep us all safe.

#### Yellow Weather Warning

We will keep an eye on the forecast in case it necessitates changes to the programme you have booked. We may decide to alter activities on the day if the weather worsens, which we will discuss with you.

#### Amber Weather Warning

This means an increased likelihood of bad weather affecting your visit. We will assess the situation, and phone you prior to the visit to discuss the need to change activities or change the date. We will offer alternative dates if the decision is taken to cancel.

#### Red Weather Warning

The visit will need to be cancelled because of likely risks to life from the weather - it would be deemed unsafe to go ahead. We will phone you to discuss the situation prior to your visit and offer alternative dates.

# What to wear on the day

This is really important; children will enjoy their visit to the park fully if they are suitably dressed for the occasion.

Please encourage children to wear clothing that they are allowed to get dirty!




## Summer

- Lightweight long sleeves and long trousers
- Sturdy trainers or Wellies
- Sun cream, sun hat and insect repellent



## Winter

- Long sleeve warm layers
- Waterproof coat and trousers
- Hat, gloves and scarf
- Sturdy trainers or Wellies



## Role of accompanying adults and ratios

Please ensure enough adults accompany you to comply with our adult to child ratios (see below), and that they are happy to supervise and support a small group of pupils when undertaking activities the Ranger is leading.

- 1:6 adult to child for Reception, Key Stage 1 and 2.
- 1:4 adult to child for pre-school.

## Behaviour Code

We will make every effort to make your visit enjoyable. You can help by making sure pupils are adequately supervised at all times. The behaviour and discipline of pupils is the responsibility of teachers and accompanying adults.


Please follow our behaviour code during your visit:

- Treat wildlife and nature kindly. No squashing, squishing, head or leg pulling.
- Stay away from dogs.
- Wear appropriate clothing - no fairy costumes or superhero outfits!
- Shhhhhh, the birds like it quiet!
- Walk sensibly; do not run.... unless the ranger runs or walks like a crazy minibeast!
- Respect other visitors enjoying their visit.
- Put all rubbish into our bins.
- Be cautious around water, some lakes are deep and have steep sides.
- Stick with your team and the ranger, they have the key for the lunch box room!
- Listen to the ranger and have a big smile ready.

**We reserve the right to curtail sessions if groups misbehave.**

# Class Groups

Please use these 6 group names to divide your class before you arrive and allocate an adult leader per group as per our ratios.



## Badgers

Leader \_\_\_\_\_

1	4
2	5
3	6



## Foxes

Leader \_\_\_\_\_

1	4
2	5
3	6



## Squirrels

Leader \_\_\_\_\_


1	4
2	5
3	6



## Owls

Leader \_\_\_\_\_


1	4
2	5
3	6



## Rabbits

Leader \_\_\_\_\_

1	4
2	5
3	6



## Hedgehogs

Leader \_\_\_\_\_

1	4
2	5
3	6



## Contacts

We run the school activities from February through to November.

To discuss your visit, check availability and make a booking, please call

**01926 418 299** or email  
**[countryparkseducation@warwickshire.gov.uk](mailto:countryparkseducation@warwickshire.gov.uk)**.