

Towards Shilton

107.9m

107.9m

Ansty Hall
Hotel

Ponds

New Traffic
Signal Junction

New Retaining
Wall

New Maintenance
Walkway










Towards Ansty

Traffic Signals
Maintenance Bay

Relocated Farm
Access

Towards Brinklow

KEY

	Footway / Maintenance Walkway		Landscaping / Verge
	Carriageway		Embankment
	Street Lighting		Maintenance Bay
	Safety Fence		Fence / Field Gate
	Timber Fence		

NOTES

E	RJP	Adjusted Road Markings	23/07/21
D	RJP	Adjusted Road Markings	23/07/19
C	RJP	Improved Farm Access	01/05/18
B	RJP	Improved Road Markings	04/04/17
A	RJP	New maintenance bay location	02/03/17
REV	DRN	AMENDMENT	DATE



Design Services
 Communities, Shire Hall Post Room
 Warwick, CV34 4SP
 Tel: 01926 478822
 Web: www.warwickshire.gov.uk

PROJECT
 Ansty Hall
 B4065/B4029 Traffic Signal Junction

TITLE
 Scheme Layout Drawing
 Purpose of Drawing: Tender

Drn	RJP	Chk'd	RJP	App'd	AC
Date	09-01-16	Date	23-07-21	Date	26-07-21
Status Approved (Level 4)					
Scale 1:500				Sheet size A1	
DRG. NO. 9.2-104-001-0121					Rev. E