



We look forward to your visit soon at one of our Country Parks.

To ensure everyone enjoys their day, here are a few top tips from the Rangers!





Ranger Liann
says...



♣ Bring tea, coffee, milk, sugar and biscuits for teachers and adult helpers (we have a hot water urn and cups)!

♣ Bring re fillable bottles or paper cups for the children.



♣ Put your class into 6 groups of 6 children, with an adult to lead. This will help you adhere to our group ratios.

All our activities are based on the class being split into groups of 6 children or less, with a maximum of 6 groups. Each group requires an accompanying adult prepared to help!


Please use our team tables to divide your class and leaders into groups.

ROLE OF ACCOMPANYING ADULTS AND RATIOS

We ask you to ensure enough adults accompany you to comply with our adult to child ratios (see below), and that they are happy to supervise and support a small group of pupils when undertaking activities that the Ranger is leading.

1:6 adult to child for Reception, Key Stage 1 and 2

1:4 adult to child for Pre-school



Please note.

First aid is the responsibility of the school whilst on

Ranger Jenny says...

WHAT TO WEAR ON THE DAY

This is important; children will enjoy their visit to the park fully if they are suitably dressed for the occasion.

Please encourage children to wear clothing that they are allowed to get dirty!



SUMMER

- ♣ Lightweight long sleeves and long trousers
- ♣ Sturdy trainers or wellies
- ♣ Sun cream, sun hat and insect repellent



WINTER

- ♣ Long sleeve warm layers
- ♣ Waterproof coat and trousers
- ♣ Hat, gloves and scarf
- ♣ Sturdy trainers or wellies




ROLE OF ACCOMPANYING ADULTS AND RATIOS

We ask you to ensure enough adults accompany you to comply with our adult to child ratios (see below), and that they are happy to supervise and support a small group of pupils when undertaking activities that the Ranger is leading.

1:6 adult to child for Reception, Key Stage 1 and 2

1:4 adult to child for Pre-school



Please note.

First aid is the responsibility of the school whilst on site.



Ranger Tracy
says...

BEHAVIOUR CODE

We will make every effort to make your visit enjoyable. You can help by making sure pupils are adequately supervised at all times. The behaviour and discipline of pupils is the responsibility of teachers and accompanying adults.

Please follow our behaviour code during your visit:

- ✦ Treat wildlife and nature kindly. No squashing, squishing, head or leg pulling
- ✦ Do not pet or approach dogs, they can be scared of us
- ✦ Do wear appropriate clothing—no fairy costumes or superhero outfits!
- ✦ No wild parties in the bird hides. Shhhhh, the birds like it quiet
- ✦ Walk sensibly; do not run... unless the ranger runs or walks like a crazy minibeast!
- ✦ Respect other visitors enjoying their visit
- ✦ Do not be rubbish... bin it!
- ✦ Be cautious around water, some lakes are deep and have steep sides
- ✦ Stick with your team and the ranger... they have the key for the lunch box room!
- ✦ Listen to the range and have a big smile ready







We reserve the right to curtail sessions if groups misbehave





Thank you very much for offering to come with us. You will be assigned a small group of children (see below). Make sure you learn their names. Count them regularly during the day. Pair them up and make one of them responsible for the other so that someone in your group will alert you immediately if someone goes missing.

Timings of the Day		Educational Objectives of the visit
	Departure from school	
	Arrive, drop coats, lunchboxes, toilet trip	
	Education session 1	
	Lunch	
	Education session 2	
	Toilet trip, collect belongings	
	Leave park	
	Arrive back at school	

Freya Fox		Billy Badger		Sammy Squirrel		Ruby Rabbit		Ollie Owl		Hattie Hedgehog	
											
Leader		Leader		Leader		Leader		Leader		Leader	
1		1		1		1		1		1	
2		2		2		2		2		2	
3		3		3		3		3		3	
4		4		4		4		4		4	
5		5		5		5		5		5	
6		6		6		6		6		6	

INFORMATION FOR ADULTS ON SCHOOL VISITS

- ✦ Drop off will be in the carpark near the visitor centre – toilets and disabled toilets are next to the café.
- ✦ Lunch boxes/bags and other belongings will be left in the cloakroom/classroom before going off into the park for an activity after a brief introduction to the day and safety talk.
- ✦ Hand washing is important. All creatures and soil carry bacteria, some of which can cause ill health. However, this risk can be prevented with simple measures. Your groups should be shown to the sinks and prompted to wash their hands before handling any food. A brief swill under the water is not sufficient. Time should be taken to make sure hands are:
 - ✓ Washed thoroughly, using liquid soap to make a lather all over the hands
 - ✓ Rinsed in running water
 - ✓ And dried using paper towels. We ask that all adults are vigilant in this respect.
- ✦ The timings on this sheet are guidelines. We may need to be flexible.
- ✦ The school is responsible for managing the children’s behaviour throughout the day so remember to praise good listening, asking questions and remind the children about good listening and sensible walking if needed.
- ✦ Try and encourage use of toilets at break times. If we are out in the woods it is a good distance to the toilets and children may miss out on learning opportunities.
- ✦ The Park is open to members of the public at the same time. Please try to keep children out of their way and speak to a member of staff if you have any concerns about any of them.
- ✦ In the event of an alarm, follow the instructions given by the rangers at the start of the visit.

Activities		Key Vocabulary
AM		
PM		