

The Voice of Warwickshire Panel

Survey 13: Greenspaces

Version 1.2

produced by the Business Intelligence Service

March 2025



Contents

Executive summary	3
Local Greenspace	3
Green Infrastructure	4
Country Parks.....	5
Final Comments	5
Background.....	6
Method.....	6
Results.....	7
4.1 Respondent Profile	7
4.2 Local Greenspace	10
4.3 Green Infrastructure	28
4.4 Country Parks.....	30
4.4 Final Comments	36
4.2 Sub-group analysis	41
Appendix 1 – Voice of Warwickshire survey - Greenspaces	60

Executive summary

This survey asked respondents about greenspaces to understand how people use and feel about greenspaces in their communities. This survey aimed to understand current public use of greenspaces across Warwickshire along with expectations and experiences of these. A section of the survey focused on Warwickshire County Council's Country Parks Service.

Greenspaces are any vegetated areas of land or water within urban environments. Vegetated areas are areas covered in grass, trees or other vegetation. These include parks, public gardens, playing fields, children's play areas, woods, grassed areas, cemeteries, allotments, and green corridors like paths, disused railway lines and greenways, rivers, lakes and canals. The survey considered accessible green spaces that are generally free for the public to use, except for parking charges, and accessible at most times of the day.

There were 336 responses to the survey, a response rate of 36.1%. Panel members were sent two reminders about completing the survey.

Local Greenspace

The first question asked, 'Which types of greenspaces are in your local area?', with the most selected option being children's play areas (n=283, 84.2%), followed by grassed area (n=250, 74.4%), playing fields (n=250, 74.4%), and public park (n=247, 73.5%). The least selected answers were public garden (n=82, 24.4%), and green corridors like paths and disused railways (n=178, 53%).

The majority (98.8%, n=332) of respondents said they had visited a local greenspace. Those that had visited a green space were asked 'During different seasons, how often on average would you visit your local greenspace areas?'. More respondents visited their local greenspace daily in spring/summer (30.1%, n=100), compared to autumn/winter (18.1%, n=60) and 'More than once a week', in spring/summer (36.4%, n=121) compared to the autumn/winter (32.2%, n=107). Respondents were more likely to select the less frequent visiting categories (once a week or less), for autumn/winter, than spring/summer.

Over half of respondents asked (62%, n=206) said their nearest greenspace area was less than a 5-minute walk from home. The majority (70.2%, n=233) of respondents said the greenspace they visited is the one nearest to their home, whilst just over a quarter of respondents said it was not (27.4%, n=91).

Those who had visited a greenspace (n=332) were asked 'For what reasons / activity have you been to your local greenspace in the last 12 months?'. A range of activities were provided, alongside a distance scale. The most selected category was 'for walking or dog walking':

- 220 (66.3%) respondents used greenspace within a 15-minute walk for this,
- 132 (39.8%) used greenspace between a 15 minute and 30-minute walk for this,
- 86 (25.9%) used greenspace more than 30 minutes' walk away for this,
- 94 (28.3%) used greenspace for this that was not in walking distance.

Overall, the activity selected by the lowest number of respondents was 'As part of my work', followed by 'to play sports and/or games'. Another activity mentioned in the comments was to commute to a location (such as work, hospital or town).

When all respondents were presented with a range of statements about greenspace generally, the statement with the highest overall agreement was 'Greenspaces should be safe places or places where people feel safe', with 98.5% (n=331) of respondents either agreeing or strongly agreeing. In addition,

98.2% (n=330) of respondents strongly agreed or agreed with 'Good quality greenspaces make an area a great place to live'.

When asked about their local greenspace, around a fifth of respondents (22.3%, n=75) either strongly agreed or agreed that 'The quality of my local greenspace has improved in the past 5 years', with almost half (45.8%, n=154) saying they neither agreed nor disagreed with this statement. This was followed by 'The quality of my local greenspace has deteriorated in the past 5 years', which 31% (n=104) strongly agreed or agreed with, and 40.5% (n=136) of respondents said they strongly disagreed or disagreed with. Three quarters (75.0%, n=252) of respondents agreed or strongly agreed with 'My local greenspace makes the area a great place to live'.

Respondents were then asked 'What, if anything, has put you off visiting your local greenspace?', The most selected option (n=130, 38.7%) was 'Not applicable – nothing in particular stops me from visiting local greenspaces more often', followed by 'I am concerned about antisocial behaviour in my local greenspace(s)' (n=90, 26.8%), and 'I am concerned about feeling safe in my local greenspace(s)' (n=69, 20.5%). The options selected least frequently, other than don't know/can't recall, were 'I can't afford the cost of visiting local greenspaces' (n=4, 1.2%) and 'I am not particularly interested in using local green spaces' (n=6, 1.8%).

When asked how satisfied they were with the quality of their local greenspace(s), more than half (64%, n=215) of respondents said they were very satisfied (17.9%, n=60) or satisfied (46.1%, n=155). There were 8.9% (n=30) of respondents who were dissatisfied, and 3.9% (n=13) who were very dissatisfied. The most prevalent themes identified in the comments included 'positive aspects of greenspace', 'maintenance', and 'housing and development'.

Respondents were next asked 'How important do you consider it is to have greenspaces in your local area?'. The majority of respondents said it was very important (88.4%, n=297) or important (8.9%, n=30).

Finally, respondents were asked 'Overall, do you think your local greenspace(s) meets your needs?'. The majority of respondents (64.6%, n=217) either agreed or strongly agreed with this statement. Around a fifth (19.6%, n=66) of respondents said 'Neither agree nor disagree', 10.1% (n=34) said disagree, and 5.1% (n=17) strongly disagreed. In the comments, the most prevalent themes included 'positive aspects of greenspace', 'ideas for improvement', and 'accessibility requirements'.

Green Infrastructure

The next section focused on green infrastructure and asked, 'How much do you agree or disagree with the following statements?'. The statement which had the highest overall level of agreement was, 'Access to green infrastructure is good for physical health', with 97.9% (n=329) of respondents saying they strongly agreed (75%, n=252), or agreed (22.9%, n=77).

Over 90% of respondents also strongly agreed or agreed with the statements; 'Access to green infrastructure is good for mental wellbeing' (97%), 'Public trees are important to me' (95.8%), and 'Having green infrastructure in urban environments make it a great place to live' (94.6%). Levels of agreement were lowest for the statement 'There is enough green infrastructure within my local area', with just under half (47.6%, n=160) strongly agreeing or agreeing.

'There should be more green infrastructure in my local area' generated the highest level of uncertainty among respondents, with 26.5% (n=89) saying 'neither agree nor disagree'.

Country Parks

The next section of the survey focused on Country Parks. Respondents were asked 'In the last 12 months on average, how often have you visited a Country Park or greenway, operated by Warwickshire County Council?'. Responses were distributed across several of the categories, with the most selected option being 'once or twice per year' (23.8%, n=80). Just under a fifth of respondents (17.3%, n=58) said 1-2 times per month, and just over a fifth (20.8%, n=70) said once every 2 to 3 months. Just over a fifth (20.8%, n=70) selected 'never'. Less respondents selected 'less often' (8.6%, n=29), 'more than once a week' (4.5%, n=15), and 'once a week' (3.6%, n=12). Just one respondent selected 'every day'.

Respondents who had visited a park (or not answered the previous question) (n=266) were then asked, 'What was the purpose of your visit to a Country Park or greenway?', and could select multiple options. The most selected option was 'walking/exercising' (n=202, 75.9%), followed by 'enjoying the wildlife and surroundings' (n=128, 48.1%), and 'family outing' (n=86, 32.3%). The least selected option was 'fishing' (n=3, 1.1%), as well as 'rest from travelling/work' (n=17, 6.4%), and 'organised activity or event' (n=22, 8.3%). A range of other purposes were provided in the comments, including cycling by 11 respondents.

Respondents were then asked, 'Before this survey which of our Country Parks and greenways were you aware of?'. Respondents could select multiple options. The Country Park selected by the most respondents was Ryton Pools (n=247, 73.5%), followed by Burton Dassett Hills (n=197, 58.6%) and Kingsbury Water Park (n=197, 58.6%). The least selected option was Pooley Country Park (n=56, 16.7%) and Offchurch Greenway (n=71, 21.1%).

Next respondents were asked 'How far would you travel to visit a Country Park or large greenspace?'. The furthest distance category, 'More than 30 miles', had the lowest proportion of respondents (9.5%, n=32). This was followed closely by the closest distance, '0-4 miles' (12.2%, n=41). Just over a quarter of respondents (27.4%, n=92) said they would travel 5-9 miles to a Country Park or green space. Just under a quarter (23.2%, n=78) said 10-14 miles, 15.5% (n=52) said 15-19 miles and 11% (n=37) said they would travel 20-30 miles.

Respondents were presented with a range of statements and asked, 'How much do you agree or disagree with the following statements relating to Country Parks in Warwickshire?'. The statement with the highest level of overall agreement was 'Warwickshire's Country Parks should provide habitats for wildlife' with 76.2% (n=256) either selecting strongly agree or agree. This was followed by 'Having large areas of greenspace in the region to visit is important', with 69.6% (n=234) either strongly agreeing or agreeing; this statement also had the highest level of respondents who strongly disagreed (24.7%, n=83).

The statement with the highest level of uncertainty was 'Warwickshire's Country Parks are a safe place, where I feel safe', with 41.7% (n=140) of respondents selecting 'neither agree nor disagree'. The lowest level of general agreement was for 'Warwickshire's Country Parks are accessible to all', with less than half of respondents (41.1%, n=138) saying strongly agree or agree. The most prevalent theme in the comments were 'Issues with getting to greenspaces – cars or public transport', 'Issues with cycling', and 'survey criticism'.

Final Comments

Finally, respondents provided any other comments on greenspaces or Country Parks in Warwickshire. The most prevalent themes were 'development', 'positive aspects of greenspace', and 'nature and wildlife'.

Background

The Voice of Warwickshire panel (VoW) was launched in October 2021 when residents in Warwickshire were invited to register and join the panel. The panel gives residents aged 18 and over in Warwickshire an opportunity to share their views on the big issues in Warwickshire, like health and wellbeing, climate change and sustainability, community safety, education, transport, economic growth, inequalities and inclusion, and more.

This report summarises the results of the thirteenth survey sent to all 931 Voice of Warwickshire panel members. This survey was intended to gather panel members' views on greenspaces to understand how people use and feel about greenspaces in their communities. A section of the survey focused on Warwickshire County Council's Country Parks Service.

Greenspaces were defined as any vegetated areas of land or water within urban environments. Vegetated areas are areas covered in grass, trees or other vegetation. These include parks, public gardens, playing fields, children's play areas, woods, grassed areas, cemeteries, allotments, and green corridors like paths, disused railway lines and greenways, rivers, lakes and canals. The survey considered accessible green spaces that are generally free for public to use, except for parking charges, and accessible at most times of the day.

Method

An online survey was hosted on the Citizen Space 'Ask Warwickshire' site via a private link only available to panel members. All members of the panel were asked how they would prefer to complete surveys when they initially signed up to join the panel. The majority (>99%) of panel members opted to complete online surveys with five members advising they would prefer to complete paper-based surveys. Those opting for paper-based surveys were contacted by phone and asked if they would like to complete the survey. The other panel members were sent an email with a link to participate in the online survey. Two reminder emails were sent to those who had not completed the survey during the live period. In total 931 members of the Voice of Warwickshire panel were contacted.

The survey ran from 27th November 2024 to 22nd December 2024. Descriptive analysis of quantitative data is presented in figures. In some figures, percentages shown may not total 100% as those that did not respond to the question have not always been included in the visualisation. Qualitative (open text) data has been analysed using thematic analysis. Themes are presented in tables and a range of example quotations are used to illustrate these themes throughout and to demonstrate a range of views shared. Please note, in some places these quotes are extracts, and in some cases, they may have been amended for obvious spelling and grammatical errors, or to omit information that might identify an individual or organisation. Other than these amendments, all quotes are reported as they were submitted in the survey. Some quotes will have multiple themes attached to them, to ensure all topics raised are captured during analysis.

[Appendix 1](#) provides the survey questions.

Results

There were 336 responses to the survey: a response rate of 36.1%.

4.1 Respondent Profile

Figure 1 and Table 1 show where panel members that responded live. The place of residence of panel members responding to the survey is broadly similar to the distribution of residents aged 18 and over in Warwickshire, as well as to the VoW Panel generally.

Figure 1: District/borough of residence of respondents

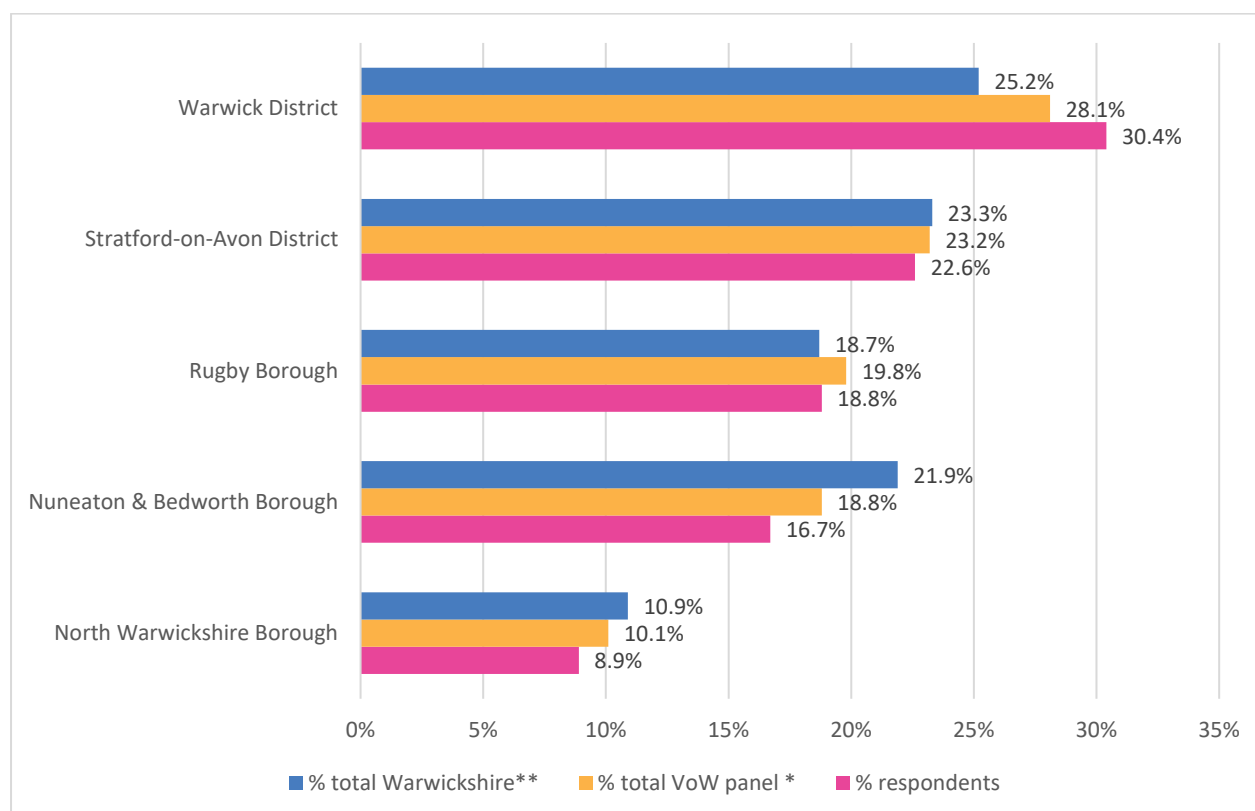


Table 1 - Place of residence of respondents compared with panel membership and the Warwickshire population.

District	Number of respondents	% respondents	% total VoW panel *	% total Warwickshire**
North Warwickshire Borough	30	8.9%	10.1%	10.9%
Nuneaton & Bedworth Borough	56	16.7%	18.8%	21.9%
Rugby Borough	63	18.8%	19.8%	18.7%
Stratford-on-Avon District	76	22.6%	23.2%	23.3%
Warwick District	102	30.4%	28.1%	25.2%
Unknown	9	2.7%	-	-

*This was the composition of the Voice of Warwickshire panel in 2024, when the survey was released.

**This is the composition of the Warwickshire population aged 18 and over based on mid-2022 population estimates

Table 2 – 7 show the demographic profile of respondents in this survey, compared to the VoW panel and Warwickshire population generally.

Table 2 - Gender identity of respondents, compared to VoW panel and Warwickshire population

Gender Identity	Panel respondents	% of panel respondents	% total of VoW panel	% total of Warwickshire*
Female	157	46.7%	52.8%	51.2%
Male	150	44.6%	42.3%	48.8%
Non-binary	4	1.2%	0.6%	-
Prefer not to say	8	2.4%	1.8%	-
Prefer to self-describe	8	2.4%	2.5%	-
Not known	9	2.7%	-	-

Table 3 - Age of respondents, compared to VoW panel and Warwickshire population

Age in years	Panel respondents	% of panel respondents	% total of VoW panel	% total of Warwickshire*
18-24	1	0.3%	1.2%	9.3%
25-39	27	8.0%	14.6%	23.9%
40-49	35	10.4%	17.2%	15.7%
50-59	66	19.6%	23.7%	17.9%
60-64	51	15.2%	12.7%	7.5%
65-74	104	31.0%	21.6%	13.3%
75+	37	11.0%	7.6%	12.4%
Prefer not to say	6	1.8%	1.5%	-
Not known	9	2.7%	-	-

Table 4 - Sexual orientation of respondents, compared to VoW panel and Warwickshire population

Sexual Orientation	Panel respondents	% of panel respondents	% total of VoW panel	% total of Warwickshire *
Asexual	9	2.7%	3.3%	-
Bi/bisexual	9	2.7%	3.6%	1.1%
Heterosexual/straight	252	75.0%	79%	90.9%
Gay Man	9	2.7%	1.8%	1.2%
Gay woman/lesbian	2	0.6%	0.7%	1.2%
Pansexual	3	0.9%	0.7%	-
Other	0	0%	0.2%	0.3%
Prefer not to say	41	12.2%	9.7%	-
Not known	11	3.3%	1.1%	6.5%

Table 5 - Respondents with a long-standing illness or disability, compared to VoW panel and Warwickshire population

Long standing illness or disability	Panel respondents	% of panel respondents	% total of VoW panel	% total of Warwickshire*
Yes	66	19.6%	19.1%	16.8%
No	246	73.2%	77.9%	83.2%

Prefer not to say	15	4.5%	2.9%	-
Not known	9	2.7%	-	-

Table 6 - Ethnicity of respondents, compared to VoW panel and Warwickshire population

Ethnicity	Panel respondents	% of panel respondents	% total of VoW panel	% total of Warwickshire *
Arab	1	0.3%	0.1%	-
Asian or Asian British - Bangladeshi	-	-	-	0.1%
Asian or Asian British - Indian	4	1.2%	3.4%	4.1%
Asian or Asian British - Pakistani	-	-	0.2%	0.5%
Black or Black British - African	-	-	0.7%	0.4%
Black or Black British - Caribbean	1	0.3%	0.6%	0.4%
Chinese	4	1.2%	1.1%	0.5%
Gypsy or Traveller	4	1.2%	0.4%	0.2%
Mixed - White and Asian	-	-	0.4%	0.8%
Mixed - White and Black Caribbean	1	0.3%	0.3%	0.2%
Other Asian background	-	-	0.3%	1.0%
Other Black background	-	-	0.1%	-
Other Mixed background	1	0.3%	0.5%	0.5%
Other White background	7	2.1%	4.8%	5.9%
Prefer not to say	13	3.9%	2.4%	-
Prefer to self-describe	7	2.1%	0.9%	-
White British	282	83.9%	82.1%	82.1%
White Irish	2	0.6%	1.1%	0.9%
Not known	9	2.7%	-	-

Table 7 - Religion of respondents, compared to VoW panel and Warwickshire population

Religion	Panel respondents	% of panel respondents	% total of VoW panel	% total of Warwickshire*
Buddhist	3	0.9%	1.1%	0.4%
Christian	155	46.1%	45.4%	50.4%
Hinduism	-	-	1.4%	1.8%
Islam	1	0.3%	0.9%	1.5%
Judaism	2	0.6%	0.4%	0.1%
Sikhism	1	0.3%	0.9%	2.1%
Spiritual	9	2.7%	2%	-
Other religion or belief	4	1.2%	1.3%	0.5%
No religion	119	35.4%	38.1%	37.6%
Prefer not to say	29	8.6%	7.1%	-
Not known	13	3.9%	1.4%	6.6%

* Based on ONS (Office for National Statistics) 2022 mid-population estimates and 2021 Census data

4.2 Local Greenspace

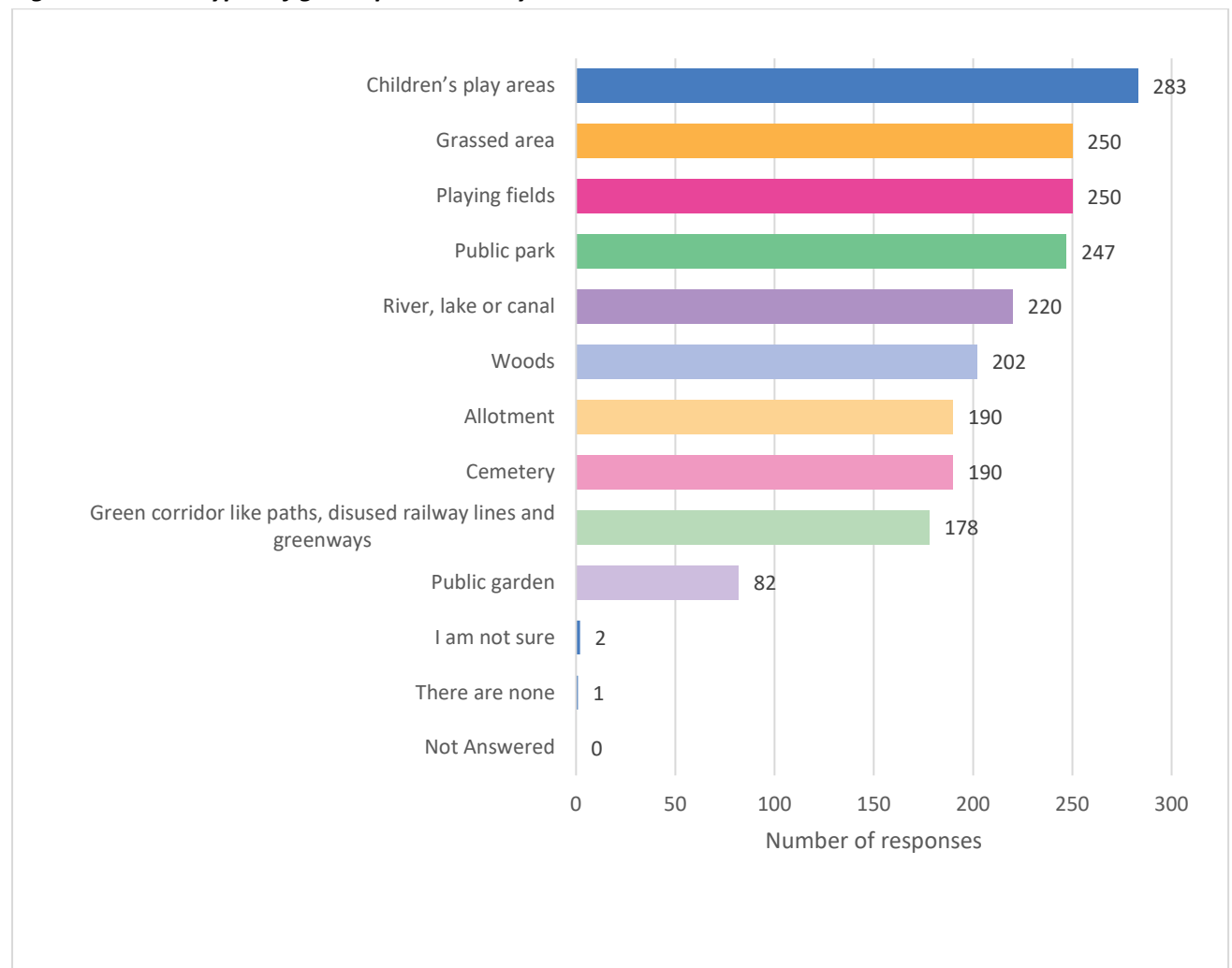
The first section of the survey asked about local greenspaces.

Question 1: Which types of greenspaces are in your local area?

The first question in this section asked 'Which types of greenspaces are in your local area?'. The responses are shown in Figure 2, and respondents were able to select as many options as they wanted. The most selected option was 'Children's play areas' (n=283, 84.2%), followed by 'grassed area' (n=250, 74.4%), 'playing fields' (n=250, 74.4%), and 'public park' (n=247, 73.5%). The least selected answers were 'public garden' (n=82, 24.4%), and 'green corridor like paths and disused railways' (n=178, 53%). One respondent said there were none.

It is important to highlight that responses to this (and subsequent) questions may be dependent on the individual's local area, knowledge and accessibility. Respondents may also define greenspaces in different ways.

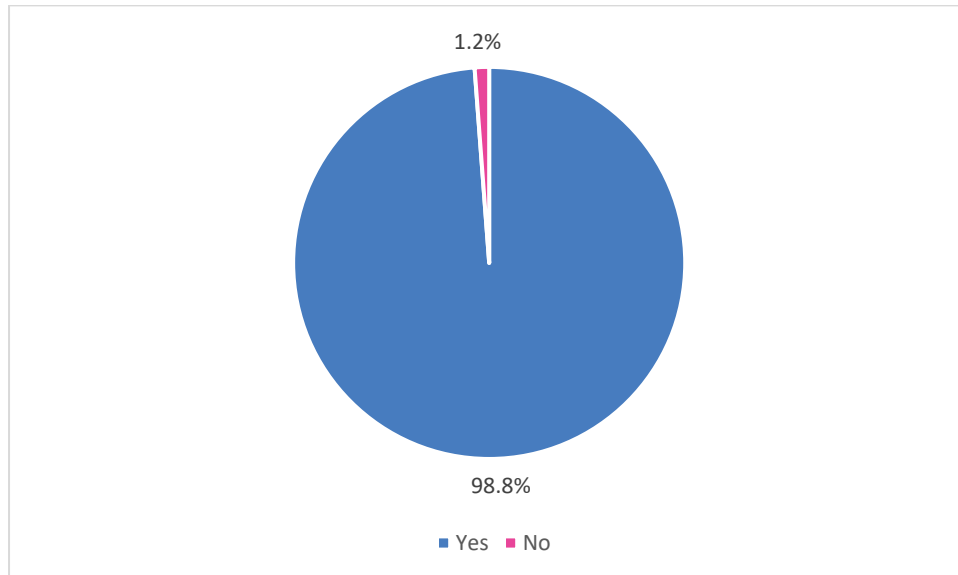
Figure 2 - Which types of greenspaces are in your local area?



Question 2: Have you visited any of your local greenspace areas?

The second question asked respondents if they had visited any local greenspaces. The majority (98.8%, n=332) of respondents said yes, with four respondents saying no (Figure 3).

Figure 3 - Have you visited any of your local greenspace areas?

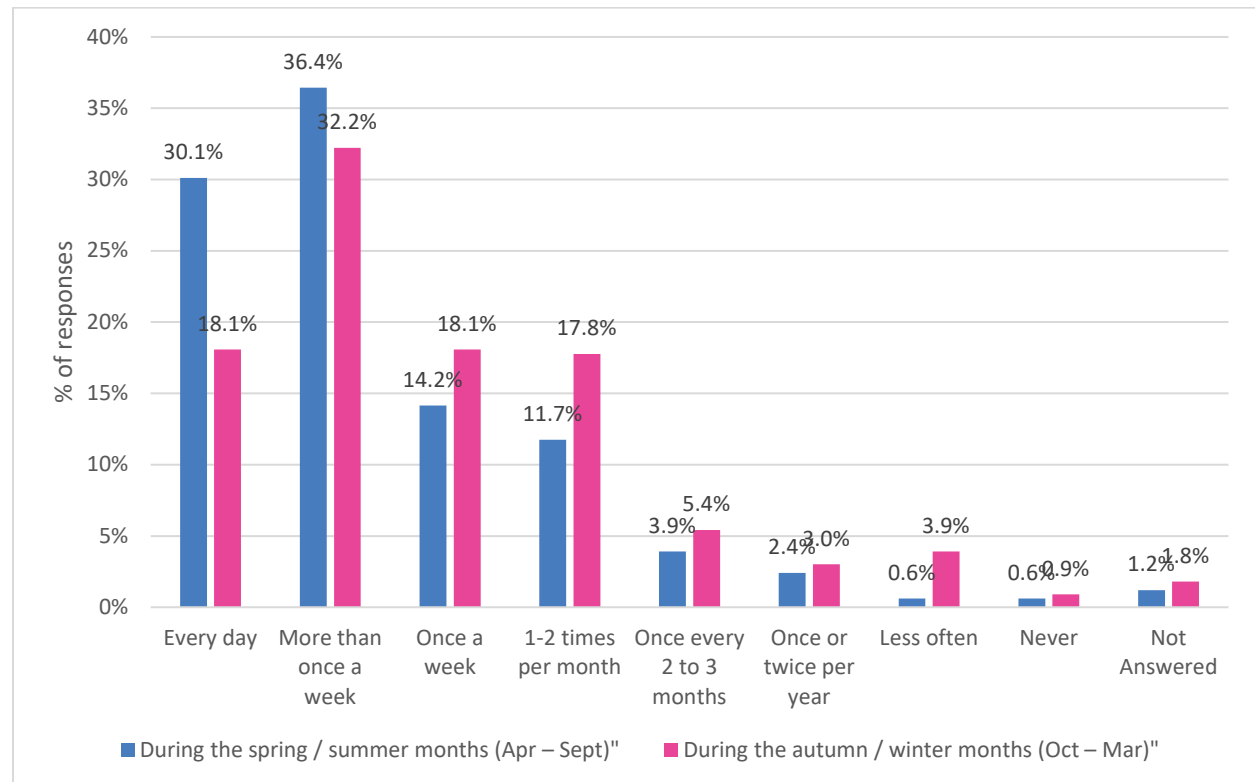


Question 2.1: During different seasons, how often on average would you visit your local greenspace areas?

Those that responded 'yes' or did not answer question 2, were then asked 'During different seasons, how often on average would you visit your local greenspace areas?'. Figure 4 shows that more respondents visited their local greenspace daily in spring/summer (30.1%, n=100), compared to autumn/winter (18.1%, n=60). This was the same for 'More than once a week', with 36.4% (n=121) visiting in spring/summer and 32.2% (n=107) visiting in the autumn/winter.

Respondents were more likely to select the less frequent visiting categories (once a week or less), for autumn/winter, than spring/summer.

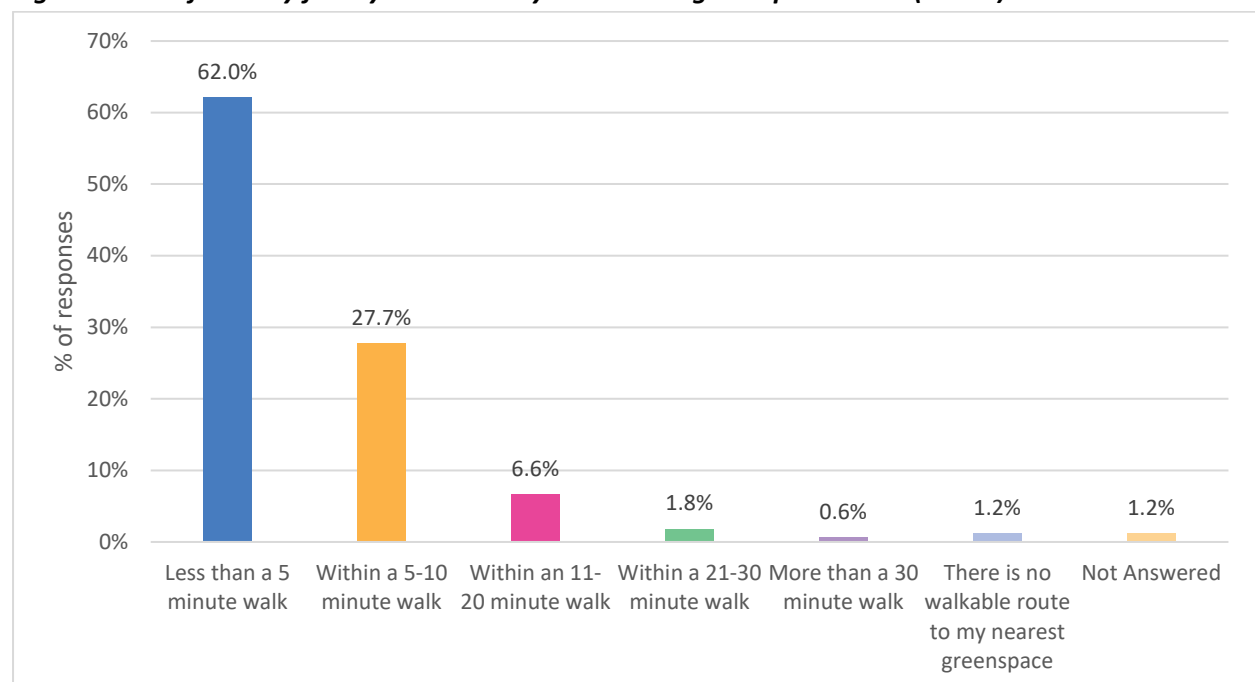
Figure 4 - During different seasons, how often on average would you visit your local greenspace areas? (n=332)



Question 2.2: How far away from your home is your nearest greenspace area?

Those that responded, 'yes' to, or did not answer, Question 2 were also asked 'How far away from your home is your nearest greenspace area?'. Most respondents (62%, n=206) said their nearest greenspace area was less than a 5-minute walk (Figure 5). A further 27.7% (n=92) said their nearest greenspace area was within a 5–10-minute walk. There was a minority of respondents (1.2%, n=4) who said there was no walkable route to their nearest greenspace.

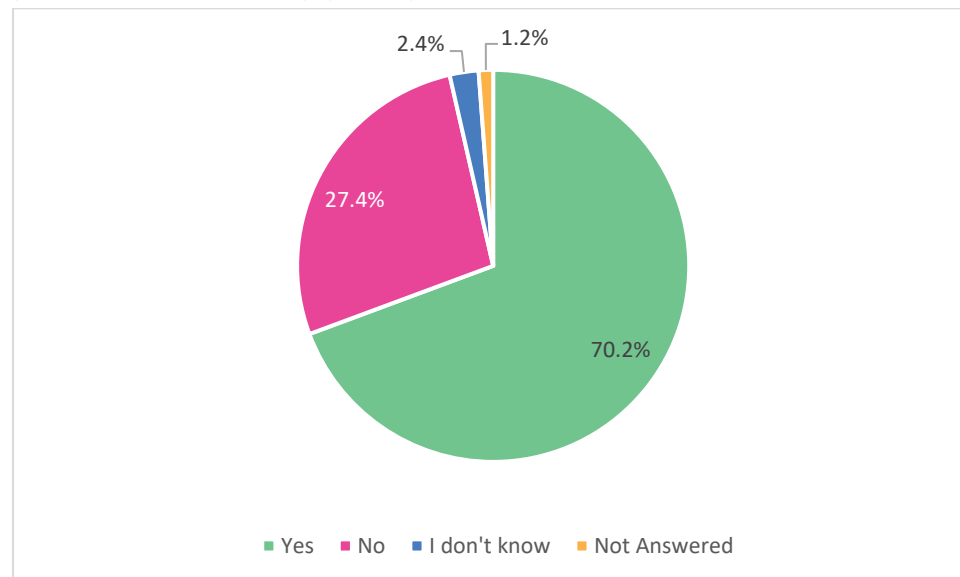
Figure 5- How far away from your home is your nearest greenspace area? (n=332)



Question 2.3: Is the greenspace that you visit most frequently the greenspace that is nearest to your home (i.e. the closest distance)?

Those that responded, 'yes' to, or did not answer, question 2 were then asked 'Is the greenspace that you visit most frequently the greenspace that is nearest to your home (i.e. the closest distance)?'. The majority (70.2%, n=233) of respondents said 'yes'. Whilst just over a quarter of respondents said 'no' (27.4%, n=91) (Figure 6).

Figure 6 - Is the greenspace that you visit most frequently the greenspace that is nearest to your home (i.e. the closest distance)?(n=332)



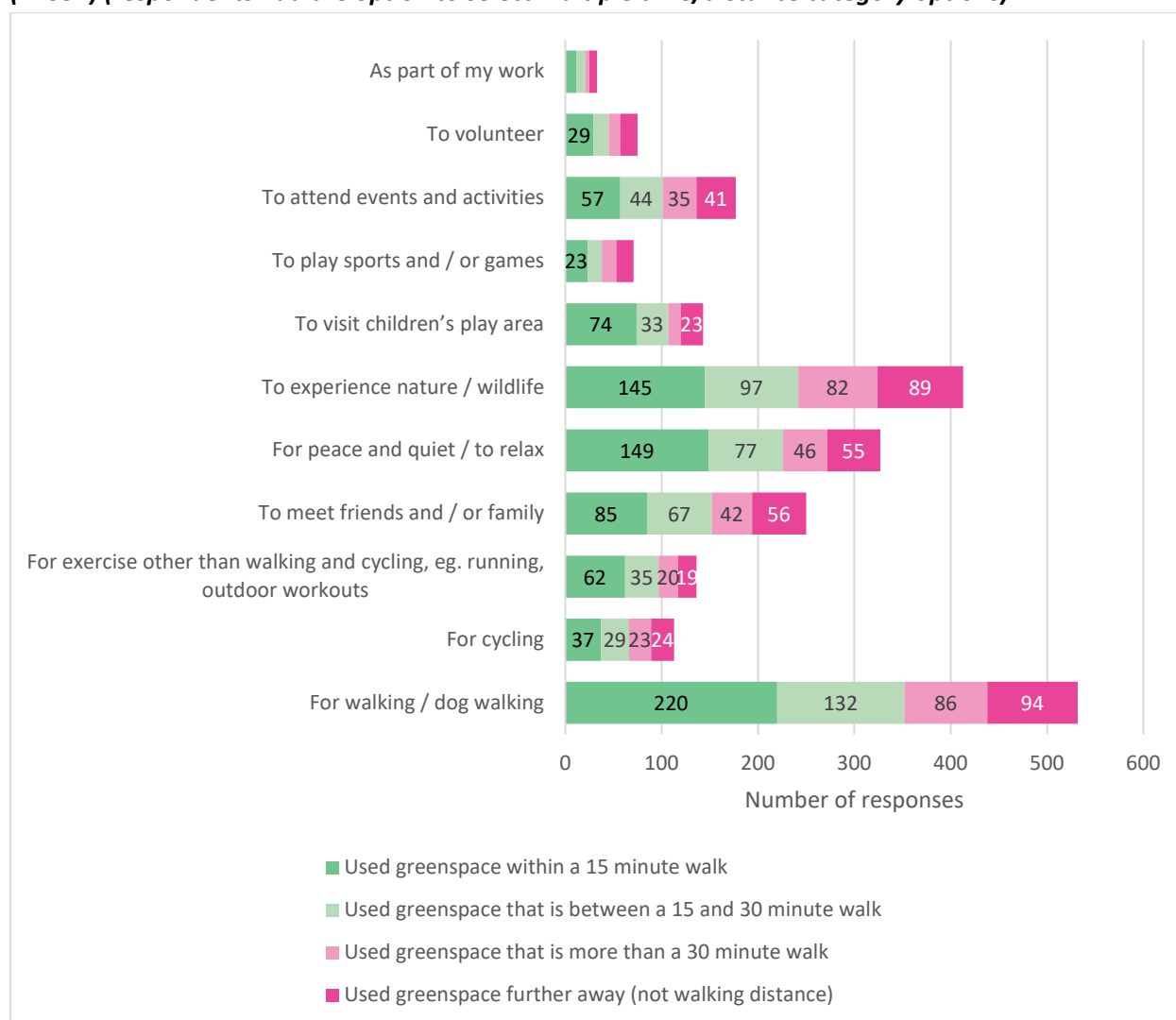
Question 2.4: For what reasons / activity have you been to your local greenspace in the last 12 months?

Respondents who answered, 'yes' (or did not respond) to question 2, were asked 'For what reasons / activity have you been to your local greenspace in the last 12 months?'. A range of activities options were presented, alongside a distance scale (Figure 7). The most selected category overall and for each distance was 'for walking or dog walking'; 220 (66.3%) respondents used greenspace within a 15-minute walk for this, 132 (39.8%) used greenspace between a 15 minute and 30 minute walk for this, 86 (25.9%) used greenspace more than 30 minutes' walk away for this, and 94 (28.3%) used greenspace for walking or dog walking that was not in walking distance.

For greenspaces within a 15-minute walk, other frequently selected categories (after walking/dog walking) were 'for peace and quiet/to relax' (n=149, 44.9%) and 'to experience nature/wildlife' (n=145, 43.7%). For greenspace between 15 minutes and 30 minutes away and greenspaces more than 30 minutes' walk away, 'To experience nature / wildlife' was the most selected activity (n=97, 29.2% and n=82, 24.7% respectively) after walking/dog walking.

Overall, the activity selected by the lowest number of respondents was 'As part of my work', followed by 'to play sports and/or games'. There were 21 respondents overall who selected other.

Figure 7 - For what reasons / activity have you been to your local greenspace in the last 12 months? (n=332) (respondents had the option to select multiple time/distance category options)



Respondents were also given the opportunity to specify other reasons or activities for visiting greenspace in the last 12 months. The most frequently mentioned category was to commute to a location (such as work, hospital or town), for example;

- *"Taking grandchildren to and from school"*
- *"To commute to work"*

Other categories mentioned by more than one person include health or wellbeing (n=3), activities with children (n=3), socialising (n=2), dogs (n=2), cemeteries (n=2), and work on allotment (n=2). Two people mentioned issues with greenspaces – one with maintenance and the other with safety.

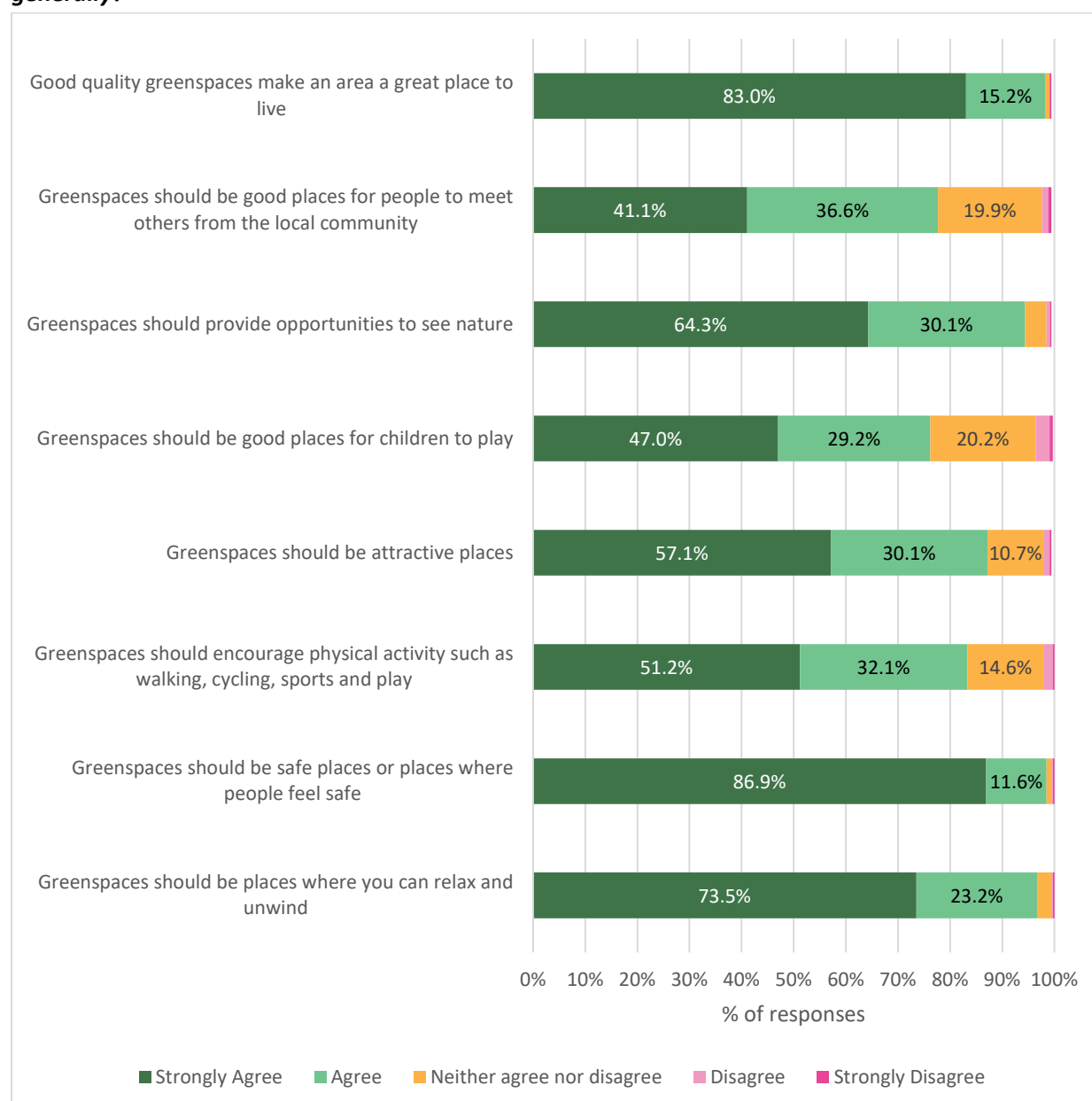
Categories mentioned by one respondent include relaxation, dancing, accessibility, to check maintenance work, Christmas market, parkrun, for work reasons, leading community work and *"I wish you hadn't lumped 'dog-walking- with 'walking' in the first option. They are totally different activities!"*.

Question 3: How much do you agree or disagree with the following statements relating to greenspaces generally?

In this question, all respondents were presented with a range of statements and asked 'How much do you agree or disagree with the following statements relating to greenspaces generally?'. Responses are shown in Figure 8. All statements had more than 75% of respondents selecting strongly agree or agree.

The statement with the highest overall agreement was 'Greenspaces should be safe places or places where people feel safe', with 98.5% (n=331) of respondents saying strongly agree or agree. After this, 98.2% (n=330) of respondents strongly agreed or agreed with 'Good quality greenspaces make an area a great place to live'. The statement with the lowest level of overall agreement at 76.2% (n=256) was 'Greenspaces should be good places for children to play'. Around a fifth (20.2%, n=68) of respondents said they neither agreed nor disagreed with this statement. Similarly, around a fifth (19.9%, n=67) said they neither agreed nor disagreed with 'Greenspaces should be good places for people to meet others from the local community'.

Figure 8 - How much do you agree or disagree with the following statements relating to greenspaces generally?

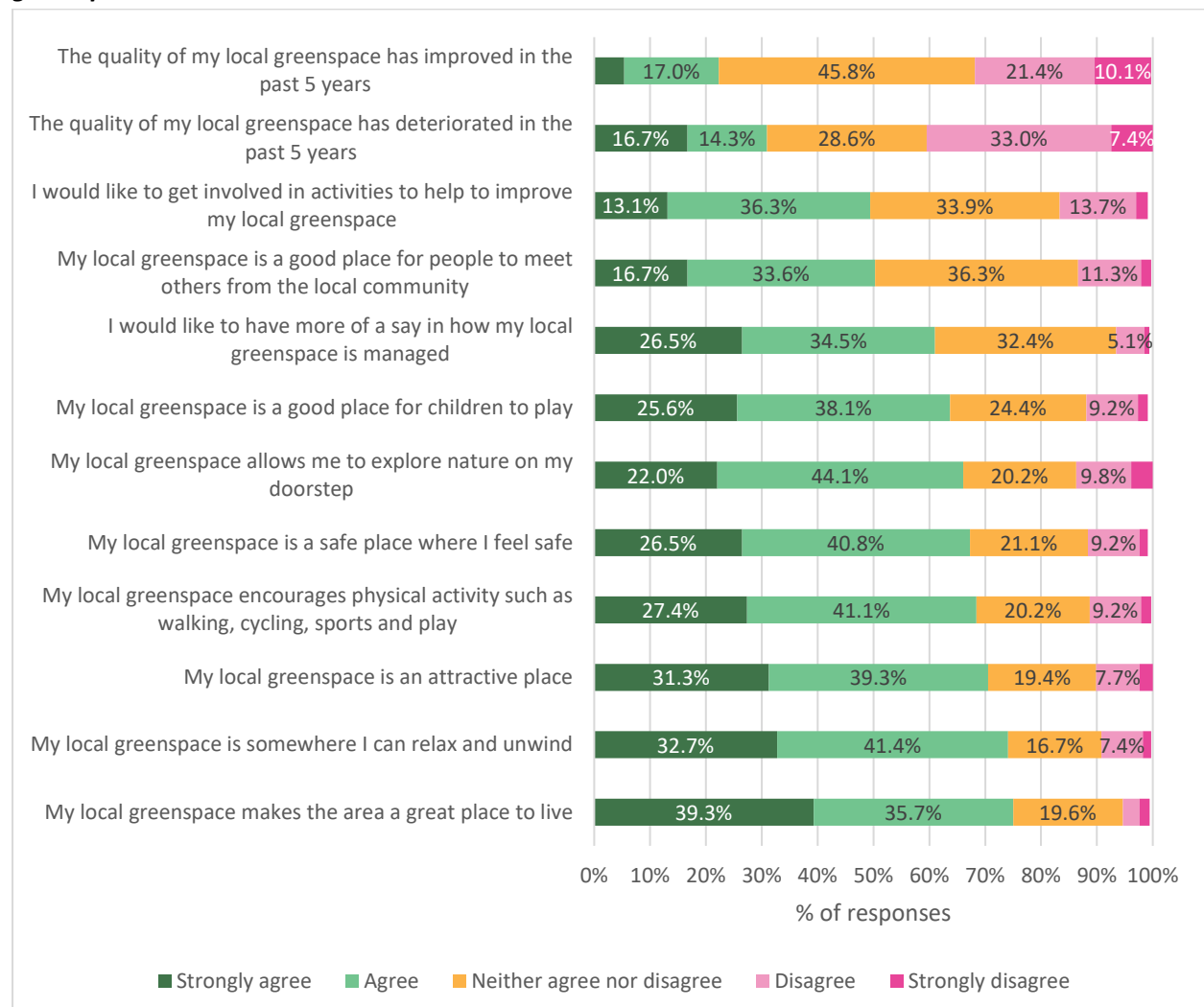


Question 4: How much do you agree or disagree with the following statements relating to your local greenspace?

This question presented another range of statements, and asked respondents ‘How much do you agree or disagree with the following statements relating to your local greenspace?’. Results are shown in Figure 9. When thinking about their local greenspace, general agreement was lower for many of the statements, compared to greenspaces generally. The statement with the lowest level of agreement, with 22.3% (n=75) selecting strongly agree or agree, was ‘The quality of my local greenspace has improved in the past 5 years’. Almost half (45.8%, n=154) of respondents said they neither agreed nor disagreed with this statement. This was followed by ‘The quality of my local greenspace has deteriorated in the past 5 years’, which 31% (n=104) strongly agreed or agreed with. This statement had the highest level of disagreement, with 40.5% (n=136) of respondents saying strongly disagree or disagree.

The statement with the highest level of general agreement was ‘My local greenspace makes the area a great place to live’, with 75.0% (n=252) of respondents saying they agreed or strongly agreed. This was followed by 74.1% (n=249) showing some level of agreement with ‘My local greenspace is somewhere I can relax and unwind’ and 70.5% (n=237) agreeing or strongly agreeing with ‘My local greenspace is an attractive place’.

Figure 9 - How much do you agree or disagree with the following statements relating to your local greenspace?

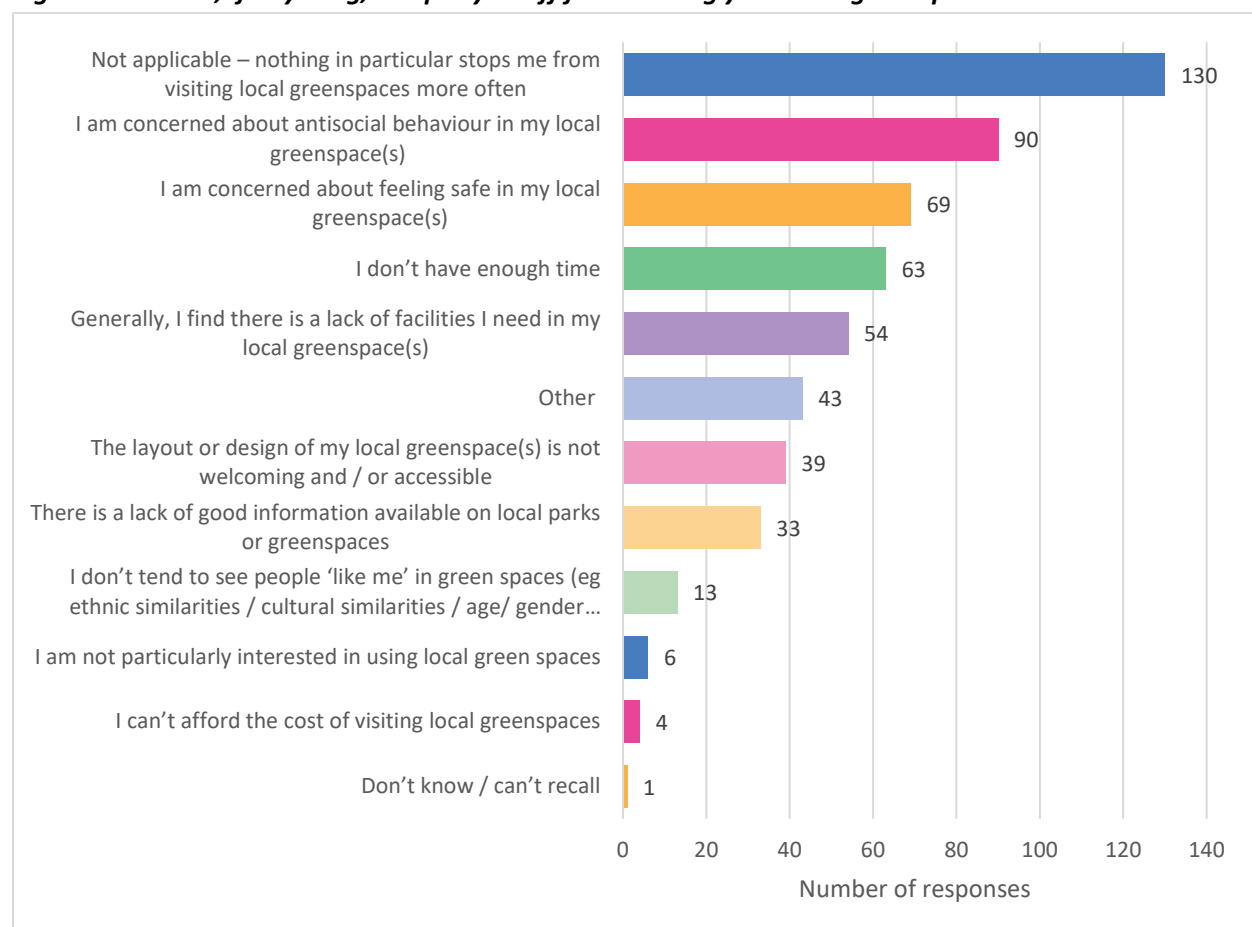


Question 5: What, if anything, has put you off from visiting your local greenspace?

Respondents were then asked 'What, if anything, has put you off visiting your local greenspace?', and could select multiple options. The most selected option (n=130, 38.7%) was 'Not applicable – nothing in particular stops me from visiting local greenspaces more often', followed by 'I am concerned about antisocial behaviour in my local greenspace(s)' (n=90, 26.8%), and 'I am concerned about feeling safe in my local greenspace(s)' (n=69, 20.5%).

The least selected options, other than 'don't know/can't recall', were 'I can't afford the cost of visiting local greenspaces' (n=4, 1.2%) and 'I am not particularly interested in using local green spaces' (n=6, 1.8%).

Figure 10 - What, if anything, has put you off from visiting your local greenspace?



There was a free-text box provided for respondents to add further information, and 76 comments were provided. A range of themes were identified as shown in Table 8.

Table 8 - Themes identified from qualitative responses to 'What, if anything, has put you off from visiting your local greenspace? (Please select all that apply)'

Themes Identified	Number of mentions	Example Quotations
Dogs Comments include topics such as dog waste and bins, parks that cater mostly for dog walking, lack of training or awareness, and dogs as a hazard. Some comments mention that the green space is not suitable for their dog.	17	<p><i>"Too geared towards children and dog walkers. If you are an adult wanting to walk without a dog you feel pushed out by other people's untrained dogs/dogs off leads..."</i></p> <p><i>"The delay in emptying dog waste bins has put me off visiting some green spaces as a mound of waste is not only unappealing but also a danger to my child."</i></p> <p><i>"Lots of bad dog owners who let their aggressive dogs runs wild - don't enjoy walking mine on lead in the Warton Recreation park anymore"</i></p> <p><i>"I used to visit my local green place and park daily. I am now in my late 70s and the dog I used to walk has died and his replacement doesn't react well to other dogs so I am unable to walk him in the local green space. It would be lovely if there was somewhere local for me to hire as I have to drive to Harbury to be able to give him a free run..."</i></p> <p><i>"The number of dog-walkers, with dogs off lead. They are allowed to jump up at you and can nearly knock an elderly person over, as well as terrify them. It also limits the number and variety of species of wildlife in the area."</i></p>
Feeling unsafe or threatened Comments include those who have felt or been threatened in greenspaces, antisocial behaviour, greenspaces that are felt to be unsafe, or fear of using them.	10	<p><i>"The decision to fence off the entry to Christchurch Gardens when crossing the Kenilworth Road, Leamington Spa was dangerous at best. Funnelling women and children into town down a single path often crowded with folk waiting for a bus, giving the only course of action but to walk on the main road. Madness really and I hope this gets addressed in the new plans for the park."</i></p> <p><i>"Most of my local green spaces are fine - but I am nervous about using the canal towpath and the recreation ground, particularly after dark."</i></p> <p><i>"I have been threatened by youths on our local green space."</i></p> <p><i>"The pedestrian paths/walkways that enable me to get to many areas I would like to visit are unsafe due to the poor conditions and lack of cleanliness, puddles, debris and uneven levels. Due to this we have witnessed school children walking on the main road..."</i></p>
Lack of maintenance Comments in this theme mentioned a lack of maintenance or care for greenspaces or	9	<p><i>"There is a lot of unclean, littered places which are off putting. The green spaces need to be cleaned regularly. Local community... council support is also needed."</i></p> <p><i>"Areas are not being properly maintained. Brambles etc are encroaching on walkways. Trees are not being pruned properly and areas are dark and dead to animals."</i></p> <p><i>"My green space is not looked after. We have a river in Coleshill and I have not been able to see or watch the river all through the spring and</i></p>

the facilities in them.		<p><i>summer because of the height and depth of the weeds and the Himalayan Balsam."</i></p> <p><i>"Facilities are not suitably maintained. Children's play equipment is regularly in a broken state as it does not get repaired in a reasonable timeframe. Bins are often overflowing with waste from dog walkers and remain so for long periods."</i></p>
Litter Comments in this theme spoke of topics such as; litter, broken glass, needles, and dog waste.	8	<p><i>"Broken glass and bottle and cans, discarded and used needles..."</i></p> <p><i>"...Too much litter and bags of dog poo."</i></p> <p><i>"Untidy with littering"</i></p>
Housing and development Comments included different types of housing and development including HS2, development on specific areas, and housing estates.	8	<p><i>"Kenilworth Abbey Fields has been made a very unwelcoming place for several years now. It has been a giant building site. Whole generations of children have missed using their local play areas. All generations have had their green space completely compromised. It's been a planning disaster and it's the locals that have suffered a massive loss of amenities as a result."</i></p> <p><i>"...My frustration with this has increased due to Nuneaton and Bedworth Borough Council's plan to turn two fields in my area into building plots for industrial warehouses and housing estates. These fields are vital to locals for dog walking and general, accessible open spaces for walking and being close to nature. Once they are gone, we will have even green space than we currently do in the north of the county."</i></p> <p><i>"HS2 construction has disrupted the peace and quiet, the views, the wildlife, has made some foot paths less accessible/in accessible and others not as pleasurable..."</i></p>
Flooding or weather Topics that were mentioned in these comments include; muddy walkways, lack of shelter, and greenspaces not suited to all weather.	8	<p><i>"The pathway is muddy and slippery and I worry about falling."</i></p> <p><i>"Sometimes in bad weather the area is flooded, it's not appealing to visit when flooded"</i></p> <p><i>"Much less of a problem now the colder weather is here..."</i></p> <p><i>"Lack of places to shelter from rain"</i></p>
Greenspace used for children's activities or sports	7	<p><i>"The local green space is a playing field and children's play area. I'm autistic so use green spaces to get away from noise and decompress. Children and sports are not compatible with this need."</i></p>

Comments in this theme speak of greenspaces being set up to cater for children, young people and sports. Sometimes this is felt to be at the detriment of other groups.		<p><i>"...Most of my local green spaces (x4) are set up predominantly as children's play areas or dog walking. As I have neither, I rarely visit these local spaces..."</i></p> <p><i>"Football matches on a Sunday morning (usually with teams/players from outside the village) dominate the use of our only public recreation area...."</i></p> <p><i>"There's too much emphasis on pleasing children and families with play areas, basketball courts etc but little for older people in my area. Nowhere to relax. It's just a footpath really rather than an attractive area of nature. The many play areas around my home encourages teenagers to gather which is daunting for older and vulnerable people"</i></p>
<p>More seats needed</p> <p>Several comments mention the need for more seating.</p>	6	<p><i>"More seating areas would be good generally around the area to allow people areas to rest especially if they struggle to walk a long way - nice shrubs etc and trees to look at"</i></p> <p><i>"Not enough benches!!"</i></p> <p><i>"Needs more seats"</i></p>
<p>Accessibility of greenspace</p> <p>Comments in this theme speak of being unable to access greenspace, due to health or mobility requirements.</p>	6	<p><i>"I am disabled can't use my green space as the paths around the park is stone so I can manage safely around the park it's a shame"</i></p> <p><i>"...my level of fitness means by the time I've walked there, on pavements with a steep camber, my hips are too sore to do a full lap..."</i></p> <p><i>"have restricted mobility owing to ill health so cannot go far. it also makes me more nervous of venturing out on my own"</i></p> <p><i>"My mobility has significantly deteriorated in the past 3 years. We have lovely green spaces incorporating playing fields and the river but they are naturally uneven making it impossible for me to access them...."</i></p>

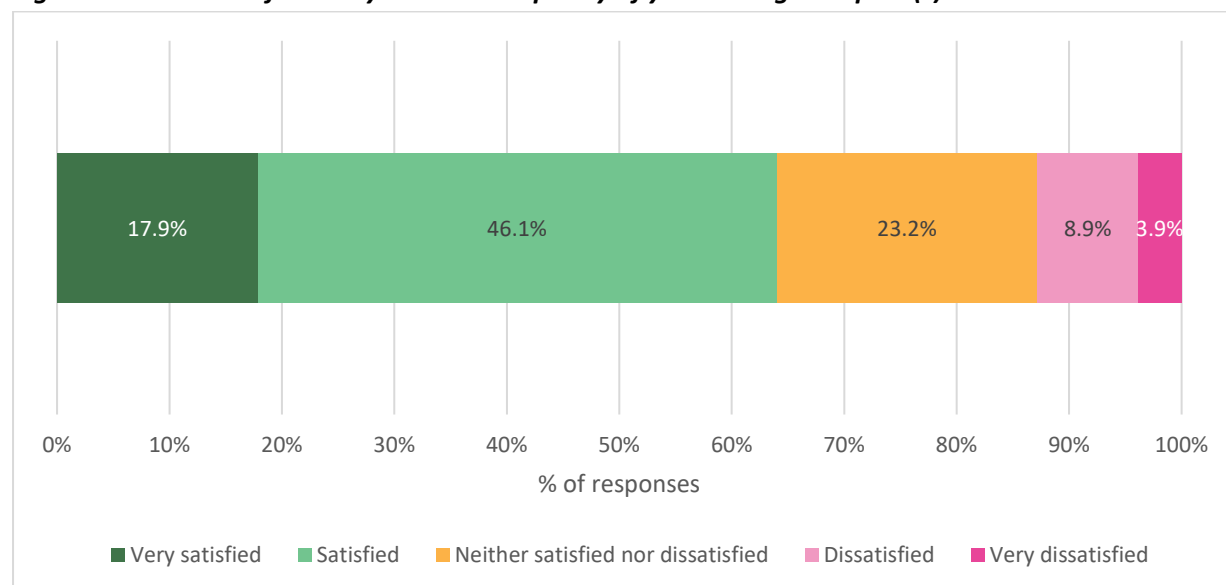
Topics mentioned by 5 or less respondents include 'footpaths needing markings or missing' (n=5), lack of or broken facilities (n=5), no or lack of greenspace available (n=4), positive about greenspace (n=4), safety issues getting to green spaces (using busy roads) (n=4), lack of things to do (n=4), too busy (n=4), not enough for wildlife (n=3), worry about being alone (n=2), worries about scooters and bikes (n=2), community involvement (n=1), general improvements (n=1), not applicable (n=1), obesity (n=1), parking charges (n=1), and too commercialised (n=1). Two comments criticised the survey.

Question 6: How satisfied are you with the quality of your local greenspace(s)?

Respondents were then asked, 'How satisfied are you with the quality of your local greenspace(s)?', responses are shown in Figure 11.

More than half (64%, n=215) of respondents said they were very satisfied (17.9%, n=60) or satisfied (46.1%, n=155) with their local greenspaces. There were 23.2% (n=78) of respondents who were neither satisfied nor dissatisfied. There were 8.9% (n=30) of respondents who were dissatisfied, and 3.9% (n=13) who were very dissatisfied.

Figure 11 - How satisfied are you with the quality of your local greenspace(s)?



Respondents were then asked, 'If you wish please explain your answer below', to which 102 comments were provided. A range of themes were identified, as shown in Table 9.

Table 9 - Themes identified from qualitative responses to 'How satisfied are you with the quality of your local greenspace(s)?'

Themes Identified	Number of mentions	Example Quotations
Positive aspects of greenspace Comments in this theme spoke positively about greenspace or at minimum commented on a positive aspect of greenspace. Some comments highlight positive aspects, as well as areas for improvement.	29	<p><i>"It's kept tidy and in mostly good condition, just too small. Plus the tennis courts are horrendous, just tiny loose gravel/disintegrated tarmac which makes it awful to play on."</i></p> <p><i>"I am blessed to live in an area with lots of access to green spaces at my door step resurrected by most who use it."</i></p> <p><i>"Kenilworth's green spaces, within its boundaries and those on its edges, are generally grand but there isn't one that wouldn't be made better by doubling or tripling the availability of and frequency of benches."</i></p> <p><i>"Kept quite clean. Dog waste bins available and emptied regularly. Some of it is lit at night."</i></p> <p><i>"I believe it is well maintained and a beautiful area to walk around relax and take my grandchildren"</i></p> <p><i>"Satisfied with public park in Leamington, but very worried at excessive construction ruining green spaces and the rural character of Bishops Tachbrook."</i></p> <p><i>"My nearest green spaces were deteriorating for years and have been improving somewhat over recent months but having been neglected for years improvement will take time."</i></p> <p><i>"Generally extremely happy with our green spaces as we are privileged to live in an area with an abundance of them. The gardens are so well</i></p>

		<p><i>maintained and the variety of trees fascinating. There's plenty of spaces for sport..."</i></p> <p><i>"The "No Mow May" has been a great initiative. My local green area (on Hatton Park) is managed very sympathetically, allowing some grasses and areas to grow. It has noticeably improved bug life, and some areas have been cut - the right balance has been achieved"</i></p> <p><i>"I love where I live, I'd never want to move closer to a city as I value local green spaces so much."</i></p>
<p>Maintenance</p> <p>Comments in this theme mention maintenance, though opinions are varied on what this should look like. Some comments speak of greenspaces having lack of maintenance whilst others feel there is too much. Some comments refer to specific areas or aspects of greenspace that require maintenance.</p>	20	<p><i>"...Inappropriate management and developments have changed the ecosystem and reduced the biodiversity of the area. In some areas, lack of appropriate management has allowed the proliferation of invasive species and the degeneration of the local ecosystem."</i></p> <p><i>"Poorly maintained pathways and littering"</i></p> <p><i>"too much tidying up is done of shrubs and rough, scrubby areas. People see these as 'a mess' but they can hold many species of wildlife. as long as the area is safe for public access, that is all that should be done."</i></p> <p><i>"It's not very well looked after now which is a real shame. The original part of Warwick Gates and its walks and open spaces was really beautiful. Now it looks unkempt, messy and uncared for..."</i></p> <p><i>"I think it could do with the path being cleared and trees and brambles need to be chopped back more regularly along the path"</i></p> <p><i>"My local green space is canal tow path; I do love it but British Waterways maintenance is very poor. Foot paths are in a poor state making it impossible to use days after heavy rains..."</i></p> <p><i>"Grass on field needs to be cut shorter to walk around with arthritis. Shorter grass is easier to pick up dog mess and see it."</i></p>
<p>Housing and development</p> <p>Some comments speak of specific development plans, whilst others have general worry about future development. Some comments speak of problems with existing or previous development.</p>	14	<p><i>"One of the reasons I moved to [location] was because I could go for walks without having to get in my car. I love it here because of that - I see people in the village, I can 'nip' out to get away from my desk for half an hour but I do worry it will get taken away through development because we have a lot of farmland around"</i></p> <p><i>"The areas we have are well kept but if we continue the current development we going to have nothing."</i></p> <p><i>"Our local greenspace is Abbey Fields in Kenilworth. No working toilets. Paths slippery and muddy. Play area is awful. I understand the development work needs doing but it's taking too long and the arrangements for using the park in the meantime are not good enough"</i></p> <p><i>"Given that HS2 drives right through the middle of our parish and village and the constant building of housing on greenbelt land the amount of greenspace is rapidly being eroded."</i></p>

		<i>"Local green spaces are increasingly sterile and decreasing in size. Access to fields and county paths is now very difficult due to the amount of building"</i>
Antisocial behaviour Comments speak about anti-social behaviour, including things such as drinking, litter, intimidating behaviour generally and vandalism.	12	<i>"My only complaint is about instances of overnight vandalism e.g. 34 newly planted trees snapped in two nights."</i> <i>"...Their has been times when you feel unsafe on these areas and some antisocial behaviour I always go out with my husband as I feel safer and less vulnerable"</i> <i>"...Litter and open drinking isn't very pleasant"</i> <i>"Children's playground on Newbold Vomyn has been in very poor condition for years. That area (near the football pitches) can also be plagued by some antisocial behaviour especially on summer evenings. To encourage more family use, which would also discourage unsuitable use by teenagers (eg making fires) the playground needs a revamp and repair."</i>
Suggestions for Improvement Comments in this theme include suggestions for improvement, which ranged from seating to improving biodiversity.	11	<i>"...Plant bulbs. Get local volunteer gardening groups set up..."</i> <i>"Need more trees planting and more control of dog walkers and anti social behaviour in Bancroft gardens."</i> <i>"It would be nicer, if there were areas where people could meet and sit. Having picnic benches or tables to encourage families to eat within the Green space"</i> <i>"It could make more space for nature and be less "managed"..."</i> <i>"...There are not enough wildflower grasslands or connected habitats for wildlife and pollinators across Warwickshire. Where we have greenspaces pesticide is still used and this could be minimal."</i> <i>"More walking paths are built which not affected by heavy rains and floods."</i>
Litter Comments in this theme speak of litter as an issue.	11	<i>"Beer cans and rubbish everywhere around the benches."</i> <i>"There has recently been a ban on barbecues. But as the local bridge is closed the effect of this hasn't shown yet. Before it was too busy and antisocial with lots of rubbish left. Hopefully things will improve"</i> <i>"Litter is a big problem in our very local spaces (play parks, green areas within the neighbourhood, towpath). Spaces slightly further away and more public (town centre parks, nature reserves) have generally less litter"</i> <i>"As mentioned before about litter and lots of broken glass..."</i> <i>"I think fly tipping and general litter and rubbish dropping is becoming a major issue. Culprits should dealt with better."</i>
Weather factors	10	<i>"...There have often been periods where the play area is inaccessible due to waterlogging in the parts that were churned up by the works..."</i>

<p>Comments in this theme mention weather factors, including flooding, muddy paths, and accessibility in particular weather.</p>		<p><i>"Cars are allowed to park on the grass area which in turn in bad weather makes it a dangerous piece of land"</i></p> <p><i>"...have some raised flower beds in boxes so they don't get damaged if it floods. the green field at side of the river is a flood plain.."</i></p> <p><i>"...Incredibly muddy and slippery paths through the woods of the flood relief."</i></p>
<p>Deterioration of greenspace</p> <p>Comments in this theme spoke of how greenspace has deteriorated in condition.</p>	9	<p><i>"...Children's play area by the canal very poor and run down..."</i></p> <p><i>"No real investment in Crisscross park. Monument in the middle is degraded and is an eyesore..."</i></p> <p><i>"Bluebell woods condition has deteriorated since the volunteer's have been stopped by the council. Paths are just mud only nettles seem to be allowed to grow. was a beautiful place when we moved to the area in 2019"</i></p> <p><i>"It is not as nice/peaceful, natural as before but it is better than nothing."</i></p> <p><i>"...the park has gone downhill with illegal tipping, flooded paths and untrimmed hedgerows. We are very lucky to have this wonderful space, it just needs some TLC."</i></p>
<p>Needs to be more nature friendly</p> <p>Comments in this theme express concern over greenspaces lacking diversity or not being nature friendly.</p>	9	<p><i>"Too much amenity grassland and not enough wildflower areas..."</i></p> <p><i>"Need to increase biodiversity"</i></p> <p><i>"It's bland and lack biodiversity - immediate area. Poorly maintained-claims of not cutting grass to improve biodiversity are misleading as no other efforts go into seeding or clearing to widen the types of flora in the area. It's just uncut grass...that then gets obliterated a couple of times a year..."</i></p> <p><i>"It could be improved if it was managed more with nature and biodiversity in mind. Eg. Mowing less often, keeping some of it 'untidy', thinking about the range of wildlife that might use it and how it might be managed for their needs"</i></p> <p><i>"There are so many it is a very vague question. Some are well managed for biodiversity (Knowle Hill reserve, Kenilworth Common) others are simple big lawns and make the are more attractive, but add little else."</i></p>
<p>Accessibility or suitability for some groups</p> <p>Comments in this theme speak of accessibility of greenspace, as well as not</p>	8	<p><i>"Some parts of my local green space are completely or partly inaccessible for wheelchairs which excludes me. The gates to prevent cyclists or off road bikes (the riders just lift them over or enter via Bayton road entrance) are not big wheelchair accessible. You need radar key gates."</i></p> <p><i>"It could be so much better. The area is maintained and well used mainly by kids and dog walkers but there's other people in the community who don't like kids and dogs running around everywhere"</i></p> <p><i>"No access to larger green spaces with any sort of biodiversity"</i></p>

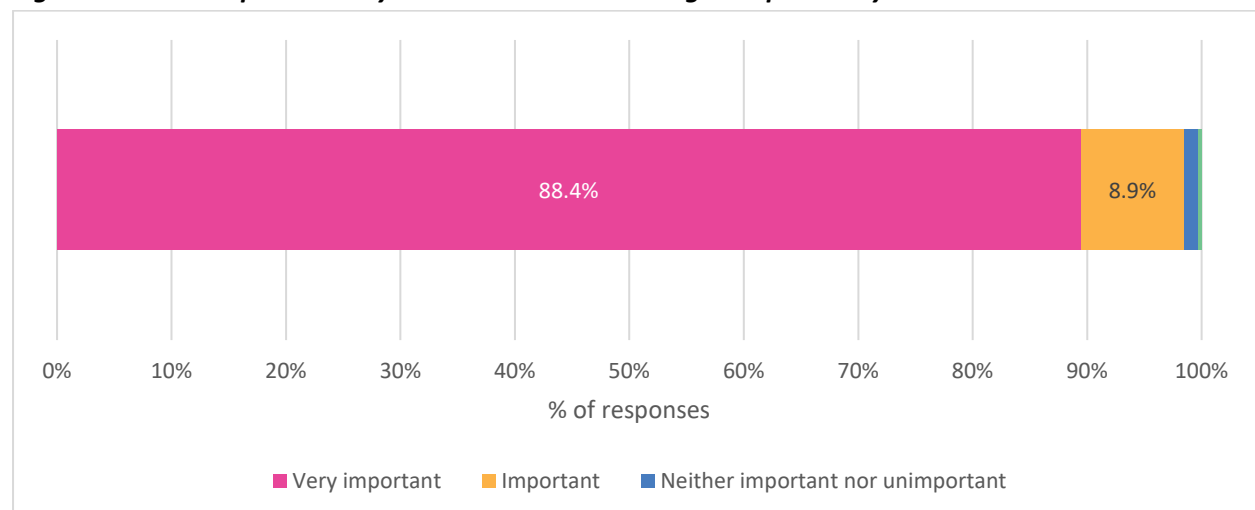
being suitable for certain groups.		<p><i>"...Not enough provision for accessibility, e.g well maintained paths and benches"</i></p> <p><i>"Not suitable for ageing population"</i></p>
------------------------------------	--	---

Several other themes were mentioned by 5 or less respondents, including issues with dogs (n=5), lack of or poor facilities (n=5), lack of or no greenspace (n=4), varies depending on space (n=4), parking or car issues (n=2), negative (n=2), concern about fast bikes (n=1), livestock as a barrier (n=1), more cycle friendly measures (n=1), not designed well (n=1), not much to do (n=1), too many benches and logs (n=1). Five comments referred to a previous response and three were themed as 'other'.

Question 7: How important do you consider it is to have greenspaces in your local area?

Respondents were next asked 'How important do you consider it is to have greenspaces in your local area?'. The majority of respondents said it was very important (88.4%, n=297) or important (8.9%, n=30) (Figure 12). There were four respondents who said it was neither important nor unimportant, and one respondent who said it was very unimportant.

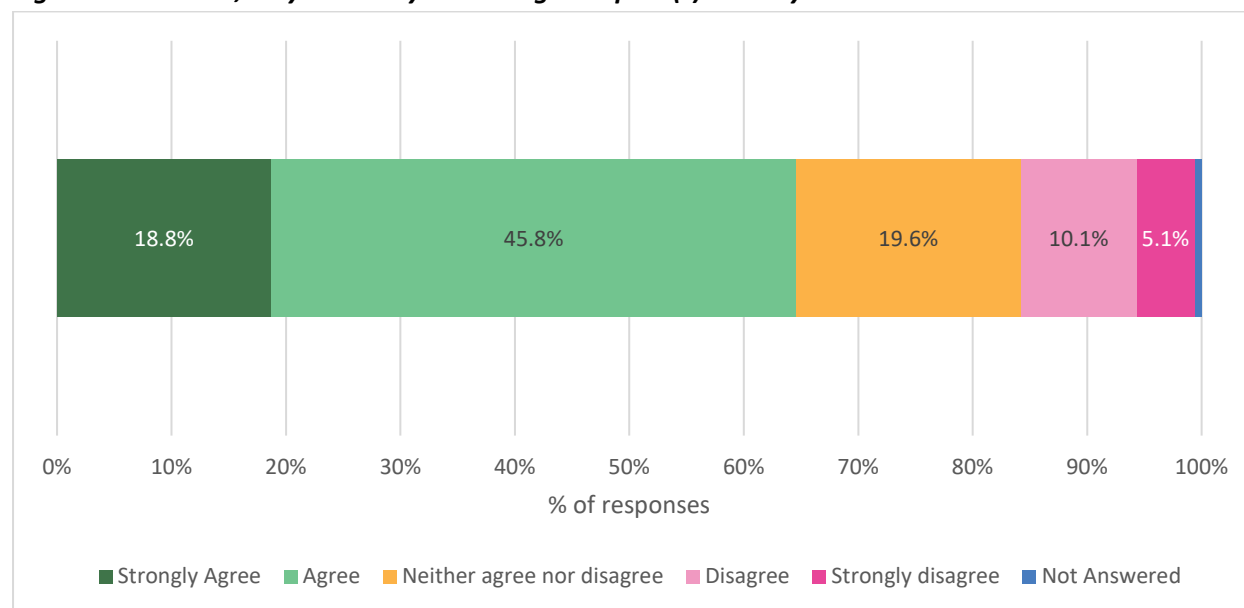
Figure 12 - How important do you consider it is to have greenspaces in your local area?



Question 8: Overall, do you think your local greenspace(s) meets your needs?

Next respondents were asked 'Overall, do you think your local greenspace(s) meets your needs?'. Many respondents (64.6%, n=217) showed some level of agreement with this statement (Figure 13). Around a fifth of respondents (18.8%, n=63) said strongly agree, and a further 45.8% (n=154) said they agree. Around a fifth (19.6%, n=66) of respondents said, 'Neither agree nor disagree', 10.1% (n=34) said disagree, and 5.1% (n=17) strongly disagreed.

Figure 13 - Overall, do you think your local greenspace(s) meets your needs?



Respondents were invited to add further detail, and 80 comments were provided. A range of themes were identified as shown in Table 10.

Table 10 - Themes identified from qualitative responses to 'Overall, do you think your local greenspace(s) meets your needs?'

Themes Identified	Number of mentions	Example Quotations
Positive aspects of greenspace Comments in this theme commented positively on greenspace. Some comments were entirely positive, whilst others identified positive aspects alongside concerns.	18	<p><i>"I'm happy they exist but not sure they're meeting anyone's requirements in current condition and probably cost a lot in terms of mowing and damage repair..."</i></p> <p><i>"Agree at present but am very concerned about housing developments changing this."</i></p> <p><i>"My local greenspaces meet my needs but I am not sure that they provide space to engage with nature - they are parks and cemeteries with paths and trees but not necessarily with ponds and corners and nooks for wildlife to appreciate."</i></p> <p><i>"The playparks and grass areas within the neighbourhood are fine, but I am very grateful to live close to more wild green areas (Newbold Comyn, fields on the edge of Leamington, the Greenway etc), and be able to drive to woodlands, as I prefer these and think they offer more to me and my children than just the neighbourhood play parks."</i></p> <p><i>"Local area suitable for all ages. Range of things available. Always people there whatever the weather."</i></p> <p><i>"Parklands meet my needs but the natural greenspaces need to be carefully considered in light of climate change and their role in adaptation and mitigation."</i></p>

Ideas for Improvement Comments in this theme presented ideas for improvement, some being very specific. A range of improvements were suggested including facilities, biodiversity, accessibility and infrastructure.	13	<p><i>"...I'd like to have a bit more to look at eg wildlife pond, wild flowers"</i></p> <p><i>"Rugby town centre would benefit from more landscaping to enhance the shopping experience. Empty retail units that cannot used for community purposes or be filled with shops that are doing well, should be demolished to make way for green spaces."</i></p> <p><i>"Lighting in some green spaces could be better. Lot more wildlife habitat needed and no ponds anywhere"</i></p> <p><i>"Could do with a running path"</i></p> <p><i>"if there's a playground / park nearby that could make me feel safe will be even better. Or if there could be some green physical exercise facility would be great."</i></p> <p><i>"I would like a community cafe, activities, exercise equipment, peaceful areas, wildlife protection and encouragement"</i></p>
Accessibility requirements Comments in this theme speak about accessibility requirements for example, benches or the right environment.	10	<p><i>"As I grow older and less able physically the unevenness of the ground and gates at access points make it difficult to gain access at the points nearest to seating"</i></p> <p><i>"Newbold Comyn bike routes can be at cross purposes for the elderly (and deaf) walkers who want to enjoy the peace and quiet but shared paths are challenging as cyclists rarely have bells to sound."</i></p> <p><i>"See previous comments re benches - the areas could be so much more social with more benches and older folks would have more opportunities to 'break up' their journey / exercise."</i></p> <p><i>"A person in a wheelchair would find it difficult to enjoy the open space"</i></p>
Wildlife or nature Comments in this theme speak of making opportunities for nature and wildlife to thrive in greenspaces.	11	<p><i>"...Local woods could be managed 'less' = 'better' for wildlife, whereas some Parks should be safe and suitable for people. There are not enough wildflower grasslands or connected habitats for wildlife and pollinators across Warwickshire."</i></p> <p><i>"Would like more that offer nature and biodiversity as opposed to landscaped, "attractive" fields and parks."</i></p> <p><i>"So much destruction of nature. Less wildlife"</i></p> <p><i>"There is a public recreation area but no where usable to nurture nature."</i></p> <p><i>"We need to restore nature mainly in the fields around the village by restoring the soil, planting trees and improving streams."</i></p>
Maintenance Comments in this theme speak of maintenance –	10	<p><i>"Crisscross park which is my local green space needs some investment. It could be a lovely green space but it just isn't looked after."</i></p> <p><i>"enough spaces just some areas need more looking after"</i></p>

some expressing concerns and some making suggestions.		<i>"...The section locally where it follows along the Fosse, at Hunningham Hill, is extremely dangerous. There is no verge, it's too overgrown, so the footpath now is along the tarmac road. An accident waiting to happen!"</i>
Less greenspace than desired Comments in this theme speak about having a lack of access to greenspace, or the greenspace being unsuitable.	10	<i>"...But way too small for a walk as an adult..."</i> <i>"I tend to travel further afield now to access more inviting green spaces"</i> <i>"We can only drive to an official Warwickshire 'Green Space'"</i> <i>"It would be great if it was bigger to allow for a proper walk."</i> <i>"As long as you have access to transport to get there!"</i> <i>"The only public greenspace in Austrey is either a children's play area (my child is too old) or a Parish Council playing field (I don't play sports) with an allotment area (I grow my own veg at home). Why would I visit a place which is just a big square of mown grass which is a 20 minute walk away? It's not appealing to look at..."</i>
Development Comments in this theme express concern over development. One comment mentioned wanting to know more.	9	<i>"...We have had a huge increase in housing over the past few years and all these people enjoy our green spaces making preserving what we have essential. A solar farm doesn't have to be right next to rights of way - people would be less against it if it was not where everyone enjoys to walk."</i> <i>"Again, Bishops Tachbrook is becoming part of urban sprawl and nature is being destroyed."</i> <i>"It's always important to bear in mind the future development possibilities"</i>

Several other themes were mentioned by 5 or less respondents: lack of or issues with cycling routes (n=4), issues with dogs (n=4), antisocial behaviour (n=4), safety concerns (n=4), varies by space (n=3), lacking things to do (n=2), issues with bikes or scooters (n=2), generally negative (n=2), climate change (n=1), convert railways to cycleways (n=1), and protection for greenspace (n=1). Four respondents referred to previous answers.

4.3 Green Infrastructure

Question 9: How much do you agree or disagree with the following statements?

The next section featured one question about green infrastructure. This was defined as referring to different kinds of greenspaces, including parks and open spaces, but also includes other green features, such as planting, green walls, street trees, private gardens and allotments, and water bodies such as canals, rivers and ponds. These features can deliver quality of life and environmental benefits for communities.

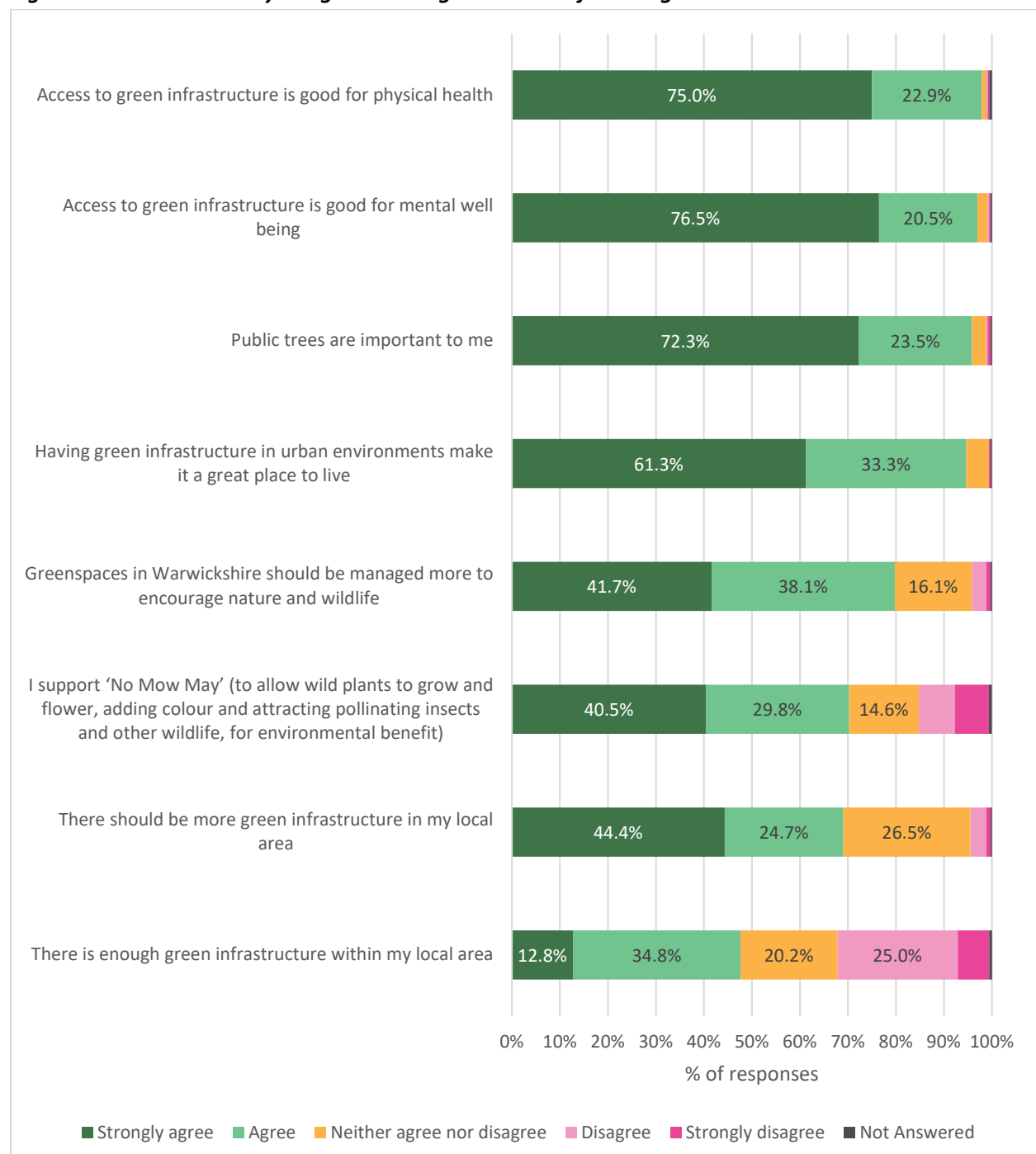
Respondents were asked, 'How much do you agree or disagree with the following statements?' and presented a range of statements (Figure 14). The statement which had the highest overall level of

agreement was, 'Access to green infrastructure is good for physical health', with 97.9% (n=329) of respondents saying they strongly agreed (75%, n=252), or agreed (22.9%, n=77). Over 90% of respondents also strongly agreed or agreed with the statements; 'Access to green infrastructure is good for mental well being' (97%), 'Public trees are important to me' (95.8%), and 'Having green infrastructure in urban environments make it a great place to live' (94.6%).

Levels of agreement were lowest for the statement 'There is enough green infrastructure within my local area', with 47.6% (n=160) saying strongly agree or agree. A quarter of respondents (25%, n=84) said 'disagree' to this statement, and a further 6.6% (n=22) strongly disagreed.

'There should be more green infrastructure in my local area' generated the highest level of uncertainty among respondents, with 26.5% (n=89) saying 'neither agree nor disagree'.

Figure 14 - How much do you agree or disagree with the following statements?



4.4 Country Parks

Respondents then moved onto a section about Country Parks and greenways. Country Parks are public green spaces often at the edge of urban areas which provide places to enjoy the outdoors and experience nature in an informal semi-rural park setting. Country Parks normally have some facilities such as a car park, toilets, perhaps a cafe or kiosk, paths and trails, and visitor information. Warwickshire County Council operate several country parks.

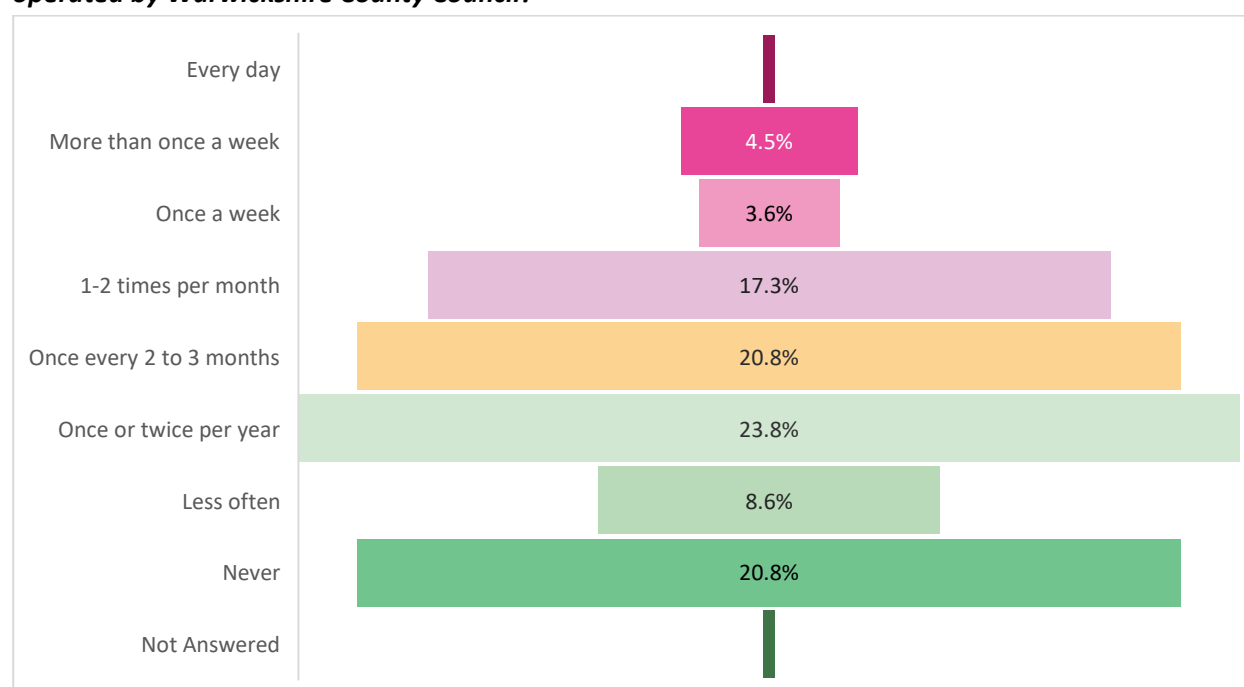
Question 10: In the last 12 months on average, how often have you visited a Country Park or greenway, operated by Warwickshire County Council?

Respondents were asked 'In the last 12 months on average, how often have you visited a Country Park or greenway, operated by Warwickshire County Council?'.

Responses were distributed across several of the categories, with the most selected option being 'once or twice per year' (23.8%, n=80). Just under a fifth of respondents (17.3%, n=58) said 1-2 times per month, and just over a fifth (20.8%, n=70) said once every 2 to 3 months, or never (20.8%, n=70) (Figure 15).

Less respondents said 'less often' (8.6%, n=29), 'more than once a week' (4.5%, n=15), and 'once a week' (n=12, 3.6%). Just one respondent said 'every day'.

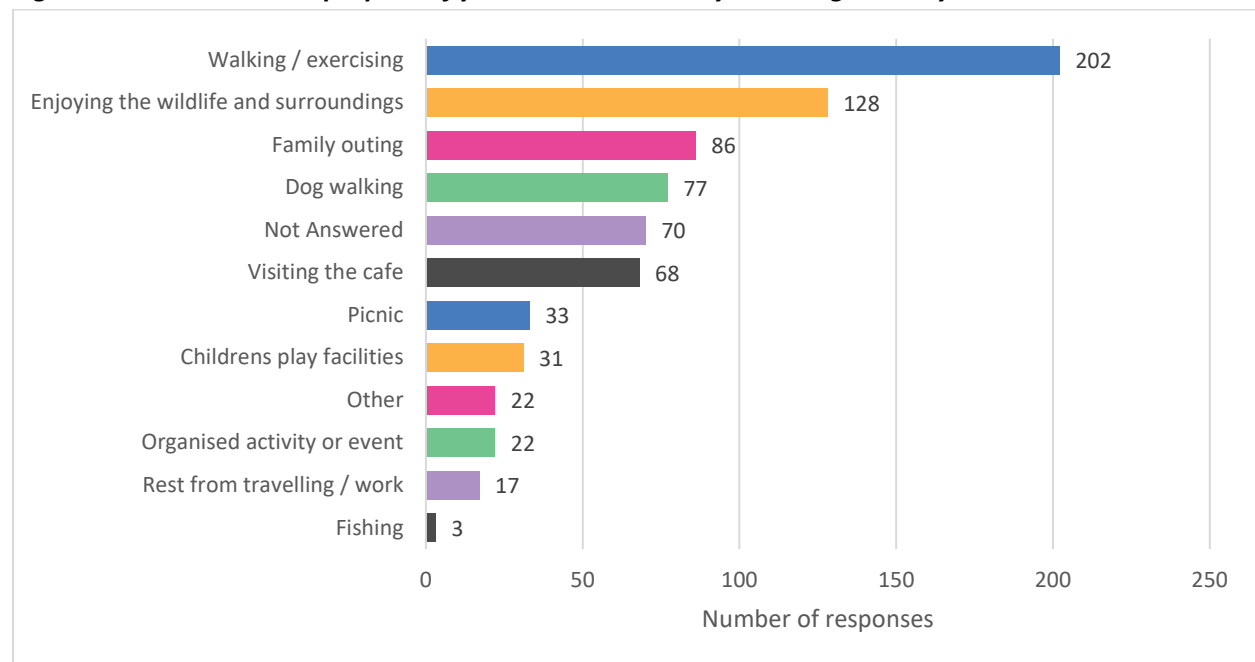
Figure 15 - In the last 12 months on average, how often have you visited a Country Park or greenway, operated by Warwickshire County Council?



Question 10.1: What was the purpose of your visit to a Country Park or greenway?

Respondents who had visited a park (or not answered Question 10) (n=266) were then asked, 'What was the purpose of your visit to a Country Park or greenway?', and could select multiple options (Figure 16). The most selected option was 'walking/exercising' (n=202, 75.9%), followed by 'Enjoying the wildlife and surroundings' (n=128, 48.1%), and 'Family outing' (n=86, 32.3%). The least selected option was fishing (n=3, 1.1%), as well as 'Rest from travelling/work' (n=17, 6.4%), and 'Organised activity or event' (22, 8.3%).

Figure 16 - What was the purpose of your visit to a Country Park or greenway?



A range of other purposes were provided in the comments, as follows:

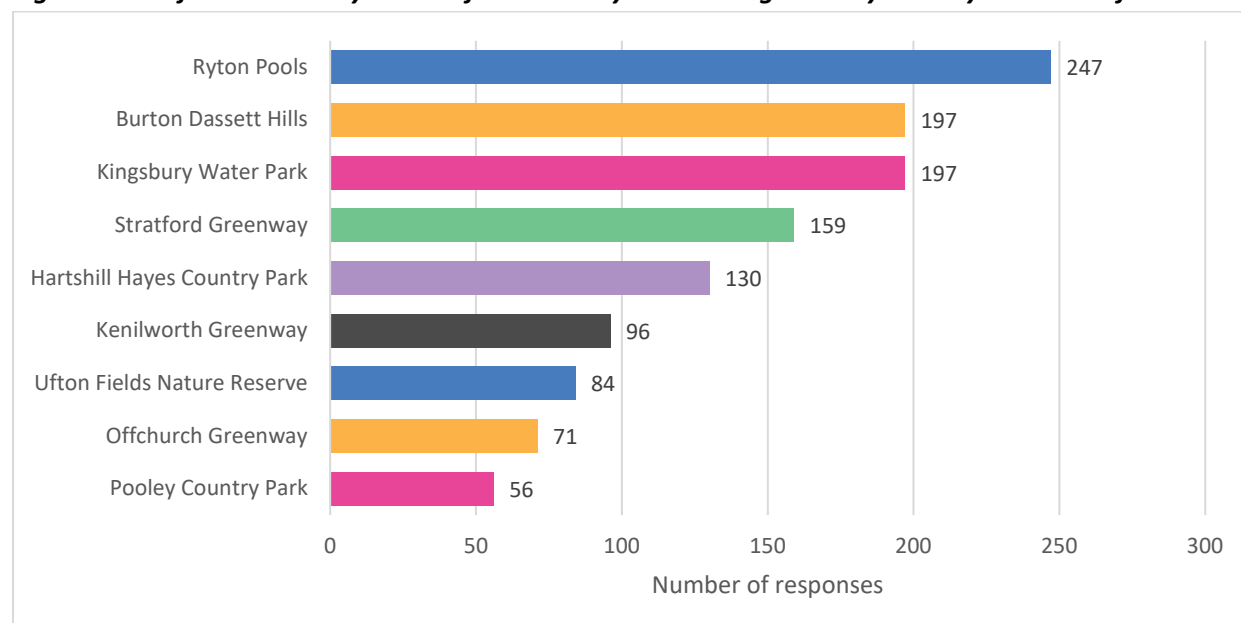
- Cycling (n=11)
- Travel (n=3)
- Volunteering (n=2)
- Socialising (n=2)
- Dancing in nature (n=1)
- Maintenance (n=1)
- Mental wellbeing (n=1)
- Sunlight and fresh air (n=1)
- Views (n=1)
- Other - unclear comment (n=1)
- Family History (n=1)
- Park run (n=1)
- Swimming (n=1)

One respondent said paying to park is a negative, and one said they had no need to visit.

Question 11: Before this survey which of our Country Parks and greenways were you aware of?

All respondents were then asked, 'Before this survey which of our Country Parks and greenways were you aware of?'. Respondents could select multiple options (Figure 17). The most selected was Ryton Pools (n=247, 73.5%), followed by Burton Dassett Hills (n=197, 58.6%) and Kingsbury Water Park (n=197, 58.6%). The least selected option was Pooley Country Park (n=56, 16.7%) and Offchurch Greenway (n=71, 21.1%).

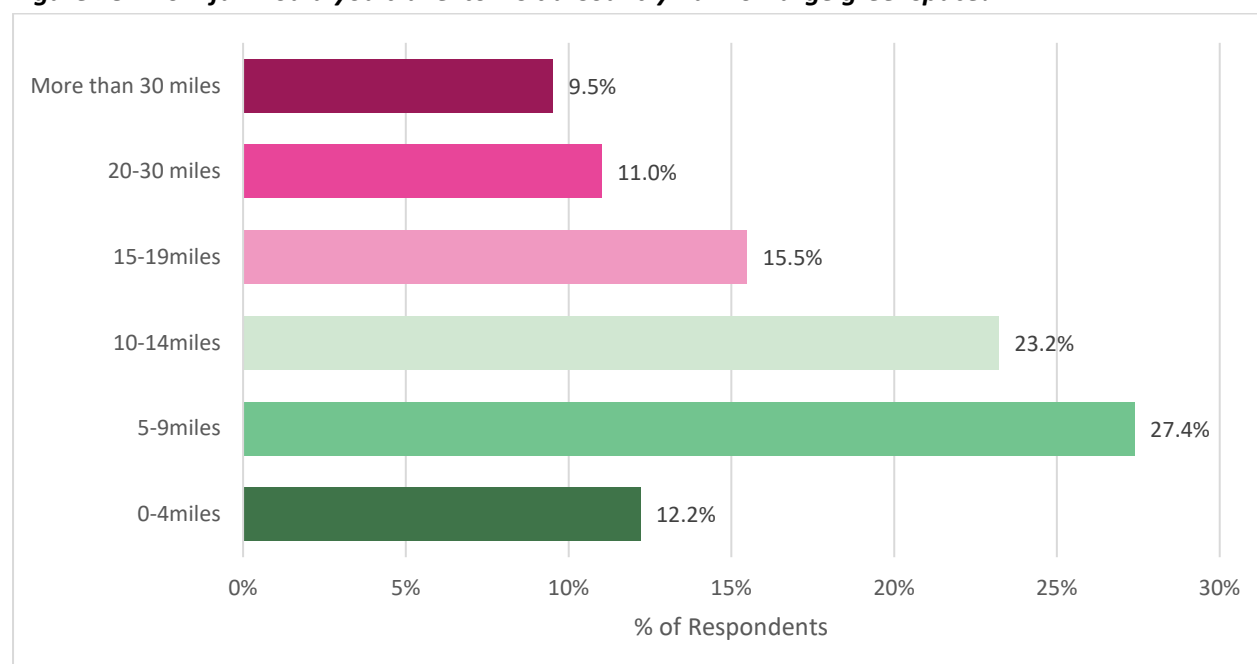
Figure 17 - Before this survey which of our Country Parks and greenways were you aware of?



Question 12: How far would you travel to visit a Country Park or large greenspace?

Next respondents were asked 'How far would you travel to visit a Country Park or large greenspace?'. Only one option could be selected. The furthest distance category, 'More than 30 miles', had the lowest proportion of respondents (9.5%, n=32) (Figure 18). This was followed closely by the closest distance, '0-4 miles' (12.2%, n=41). Just over a quarter of respondents (27.4%, n=92) said they would travel 5-9 miles to a country park or green space. Just under a quarter (23.2%, n=78) said 10-14 miles, and 15.5% (n=52) said 15-19 miles. 11% (n=37) said they would travel 20-30 miles.

Figure 18 - How far would you travel to visit a Country Park or large greenspace?



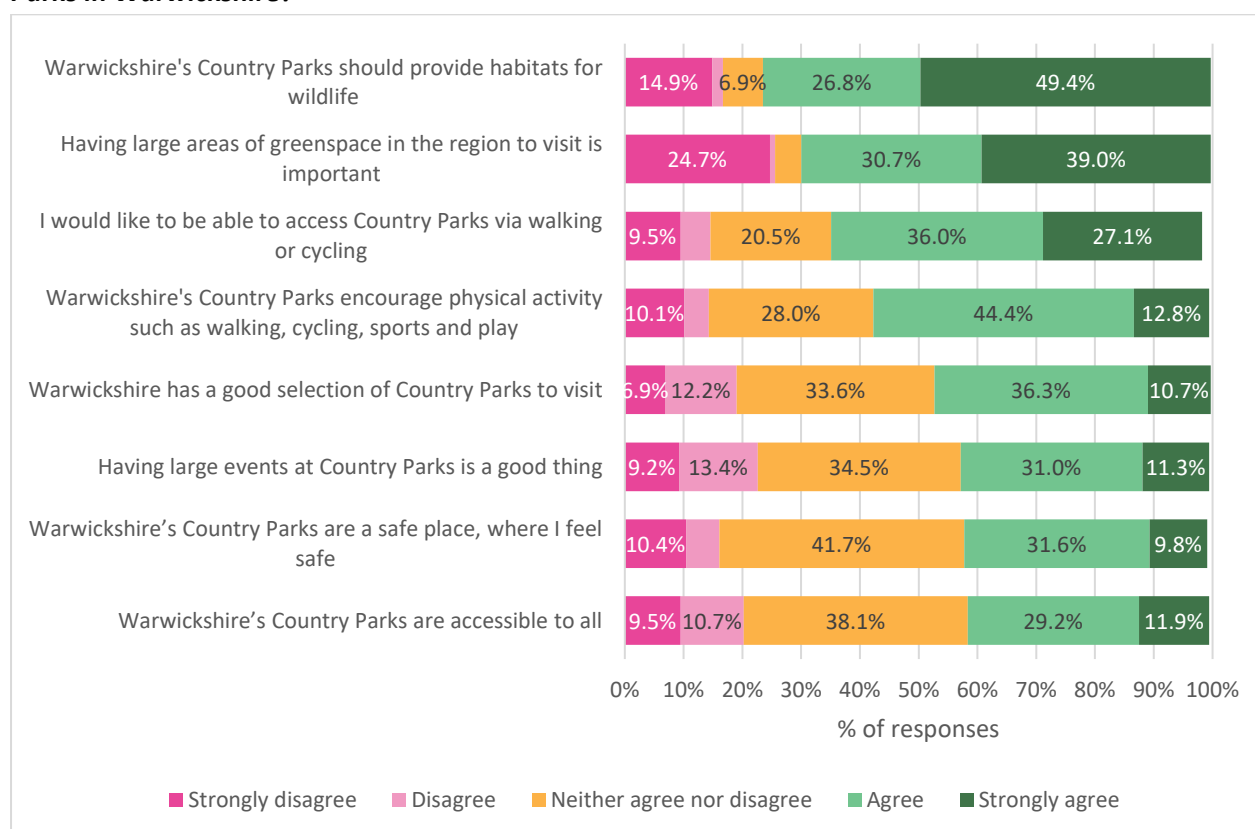
Question 13: How much do you agree or disagree with the following statements relating to Country Parks in Warwickshire?

Respondents were presented with a range of statements and asked, 'How much do you agree or disagree with the following statements relating to Country Parks in Warwickshire?' (Figure 19). The statement with the highest level of overall agreement was 'Warwickshire's Country Parks should provide habitats for wildlife' with 76.2% (n=256) of respondents either selecting strongly agree or agree. This was followed by 'Having large areas of greenspace in the region to visit is important', with 69.6% (n=234) either strongly agreeing or agreeing; this statement also had the highest level of respondents who strongly disagreed (24.7%, n=83).

The statement with the highest level of uncertainty was 'Warwickshire's Country Parks are a safe place, where I feel safe', with 41.7% (n=140) of respondents saying, 'neither agree nor disagree'. The lowest level of general agreement was for 'Warwickshire's Country Parks are accessible to all', with less than half of respondents (41.1%, n=138) saying strongly agree or agree.

There were 7 comments added to the free text box (as detailed below) that expressed concern over the change in order of response options in the survey, with the agree/disagree scale changing direction. This requires consideration when interpreting these results.

Figure 19 - How much do you agree or disagree with the following statements relating to Country Parks in Warwickshire?



Respondents were given to opportunity to add further detail in a free text box, which generated 79 comments. A range of themes were identified as shown in Table 11 below.

Table 11 – Themes identified in qualitative responses to ‘How much do you agree or disagree with the following statements relating to Country Parks in Warwickshire?’

Themes Identified	Number of mentions	Example Quotations
Issues with getting to greenspaces - cars or public transport Comments in this theme highlight issues relating to getting to greenspaces, either by car or public transport. Many comments speak of not being able to get to greenspaces without driving, or issues with public transport.	20	<p><i>“...I can't drive so almost all of them are completely inaccessible to me because of the extremely scarce public transport available from my area.”</i></p> <p><i>“I would visit provided they are accessible by public transport”</i></p> <p><i>“There is a single country park accessible from my location - Rugby...only through driving. Parks are in effect inaccessible otherwise.”</i></p> <p><i>“Local bus/coach tours to these places would be welcome for those of us without own transport.”</i></p> <p><i>“They are not accessible to all. The parks with the best facilities require a car to access. Ryton Pools in particular is not on any bus route and doesn't have a safe cycle route to it.”</i></p> <p><i>“Constant Roadworks in the county mitigates against travelling to country parks...”</i></p> <p><i>“Transport links to country parks needs to be improved in Nuneaton and be affordable. Not all families have cars.”</i></p> <p><i>“All the country parks are too far away from where I live.”</i></p>
Issues with cycling Many comments speak of a lack of or issues with cycle paths, whilst others have issues with cycling.	8	<p><i>“Why does the cycle route in my local area not pass through Abbey Fields? It seems absurd that there is a designated cycle route/greenway that effectively passes through Abbey Fields but you can't cycle? Does the council realise this? How does this encourage local green transport, health and exercise? It sends a poor message to children too, that you can't ride through your local green space.”</i></p> <p><i>“Cycling in some parks is not appropriate...”</i></p> <p><i>“Cycle paths in Warwickshire are good. But are not maintained to a good standard. Cycle marking path maintenance just lack off. And Cycle paths just finishing for no real good reason. Asking to use the busy road then back to a cycle path. Very strange plan... warwick cycle paths are far better than some parts of the UK I have lived. But please maintain them.”</i></p> <p><i>“Less cycling, more walking.”</i></p>
Survey criticism Several comments expressed concern over	7	<p><i>“How come you swapped the polarity of the response scales for this question - is confusing for a respondent - it's best to keep them all in a set direction, or if you do swap them, then keep the same order for any given respondent”</i></p>

the change in order of response options in the survey.		<i>"The answer selections in this section were reversed (disagree-agree) as compared to previous sections (agree-disagree) which was confusing and I almost missed it. This may skew some feedback results."</i>
Accessibility Comments in this theme highlight accessibility challenges or needs in relation to using greenspaces.	6	<i>"Not enough access for disabled or elderly population"</i> <i>"These spaces should be disability friendly."</i> <i>"We visited Kingsbury water park when I was having to use a wheelchair. It was not as accessible as we had hoped."</i> <i>"As a disabled person cycling isn't acceptable for me, however footpaths and accessible gates are vital .. far to much use of kissing gates "</i> <i>"I'm concerned that wheelchair users or those with disabilities might struggle to access paths. It could be better."</i> <i>"I am not able to walk far so adequate seating is important"</i>
Parking costs Comments in this theme speak of parking charges as a barrier to using greenspace.	5	<i>"Not enough public transport and high car parking charges"</i> <i>"...Last time I went to Pooley / Kingsbury you had to pay for parking, which is off putting."</i> <i>"Would reducing parking prices encourage more visits to country parks?"</i> <i>"...Kingsbury and Ryton Pools as do high car park charges for those on a tight budget."</i> <i>"Parking costs increasing"</i>
Not aware or not applicable Comments in this theme speak of not being aware of country parks or not having the information to respond to the question.	5	<i>"It's be becoming obvious that I don't know the wider area of Warwickshire..."</i> <i>"I didn't even know most of the places existed so I can't comment on their quality etc..."</i> <i>"I dont know enough about them to have a view"</i> <i>"I do not aware of the country park are existing. So never visit."</i> <i>"Hard to answer above questions as I have not visited a green park. There is no provision to say Don't know"</i>

Other themes mentioned by less than five respondents include; issues with large events (n=4), maintenance (n=4), poor distribution of parks across Warwickshire (n=4), poor footpaths (n=3), safety concerns (n=3), nature and biodiversity (n=3), age specific facilities (n=3), positive about anticipated development (n=3), positive (n=3), antisocial behaviour (n=2), facilities (n=2), accessible entrance (n=2), 'everybody should be able to access' (n=1), horse riding facilities/infrastructure' (n=1), more walking (n=1), burrs from thistles not pleasant (n=1), dog issues (n=1), development (n=1), too busy or noisy (n=1),

no need to use (n=1), not enough events (n=1), recognition for smaller greenspaces (n=1), varies by park (n=1), would like community activities such as fetes or festivals (n=1), and other (n=1).

4.4 Final Comments

Question 14: Please use the space below to leave any other comments you would like to share on greenspaces or Country Parks in Warwickshire.

In this final section, respondents were asked to 'Please use the space below to leave any other comments you would like to share on greenspaces or Country Parks in Warwickshire'. There were 120 comments provided, from which a range of themes are identified as shown in Table 12.

Table 12 - Themes identified in qualitative responses to 'Please use the space below to leave any other comments you would like to share on greenspaces or Country Parks in Warwickshire.'

Themes Identified	Number of mentions	Example Quotations
Development Comments in this theme speak about development, and the impact this has on greenspace. Some comments also mention inadequate measures taken by developers to ensure greenspace is kept or included.	27	<p><i>"Marston Meadows is a nice green space but the views from there have deteriorated since the building of houses and warehouses where there were once fields..."</i></p> <p><i>"Some Greenways currently very unpleasant and off-putting due to HS2 destruction nearby. Have consciously avoided since first experiencing this it's truly upsetting and depressing. Other urban green spaces nearby are at risk due to development plans. Replacing a walk through nature in a peaceful setting with a developer's promised footpath through an overbuilt new estate is just not an acceptable solution yet seems to be approved by local planning departments time after time."</i></p> <p><i>"Please consider the need for green spaces, when building new homes. A lot of the local countryside in Nuneaton and Bedworth, is being built on. I'm aware there is a need for new houses but this should be shared equally across the county."</i></p> <p><i>"I feel that just recently a lot of the local greenspace in the town in which I live has been used to build houses on. If this continues future generations will eventually have no greenspaces at all."</i></p> <p><i>"We need to stop felling trees for concrete structures, we need trees every where in parks ,streets and gardens..."</i></p> <p><i>"Farming land, such as that in Goodyers End and Ash Green, should not be used for building warehouses. They make the county look ugly, take away essential arable resources and destroy the few green spaces that are within five minutes walk for residents."</i></p> <p><i>"Green spaces are more important than ever with this new government threatening to concrete over, or put solar panels on, most green belt and virtually all non-green belt land around Warwickshire's main towns."</i></p>
Positive aspects of greenspace	21	<p><i>"Ryton Pools Country park is a fantastic place and very well managed. Brilliant rangers that are helpful."</i></p>

<p>Comments in this theme made a positive remark about greenspaces. Some comments combined concerns or ideas for improvement, with positive comments.</p>		<p><i>"I think we are very lucky with the greenspaces we have."</i></p> <p><i>"...So sort out litter/ dog poo bins and make better public use of these interesting and relaxing spaces. I wonder how many people on our Borough realises they have these assets on their doorstep."</i></p> <p><i>"Greenways and public parks are needed to give people and nature an opportunity to explore and thrive."</i></p> <p><i>"It is most encouraging to have green spaces available and to be able to enjoy their benefits."</i></p> <p><i>"Will be great to see the new Tachbrook Country park and hope it takes ideas from other local parks and spaces so it can be mixed use, good walking and cycling links, and a nice space for all"</i></p> <p><i>"I appreciate the public parks in Warwick and Leamington and walk in them regularly. They are well kept, attractive and well used by people of all ages. All green spaces in the area are accessible to me by car or bike. I can walk or cycle to the Grand Union canal and the racecourse. I feel fortunate to have these spaces readily available to me. I feel the area is quite well served and hope that they will be preserved for as relaxing outdoor spaces and wildlife habitats."</i></p> <p><i>"Very good selection of country parks and green spaces. However it is naturally difficult to visit country parks unless you have access to a car."</i></p>
<p>Nature and wildlife</p> <p>Comments in this theme include thoughts on nature, wildlife and biodiversity. Comments note ways in which we should encourage biodiversity, or ways in which greenspace does not currently support nature and wildlife.</p>	<p>18</p>	<p><i>"Green spaces shouldn't just be about human leisure. We need some areas of reduced human activity to encourage wildlife. We also need to consider protecting and restoring as much as we can to help us adapt to climate change. When developing or maintaining a green space, this needs to be the primary consideration..."</i></p> <p><i>"A previous question asked did I agree with No Mow May. I answered disagree because starting cutting again in June destroys habitats that wildlife may have colonised. Far better to set aside designated areas that are not cut from spring to autumn."</i></p> <p><i>"The gradual loss of trees in the Rugby area is a real concern and is in my view having a significant negative visual impact on the town, lessening the sense of wellbeing and accelerating the loss of biodiversity..."</i></p> <p><i>"Keep them. maintain them, they are of vital importance for both peoples and wildlife. Whilst I might travel 30+ miles to enjoy green spaces I don't want to have to. A life without green spaces is hardly a life worth living."</i></p> <p><i>"While I recognise cycling is important I do think some areas should be sport and cycling free. We have lost so much wildlife recently that it needs protecting and safe areas to live. I also consider the no mow May should be revisited with some areas being mown and others set aside for longer. A lot of the wild flowers are on just coming into</i></p>

		<p><i>flower when the grass is mown again which rather defeats the purpose."</i></p> <p><i>"More managed wildflower meadows and water features"</i></p>
<p>Maintenance</p> <p>Comments in this theme mention maintenance. Some comments are quite general, encouraging more maintenance or that maintenance is poor, whilst others provide specific examples such as cleaning greenspace, trimming or cutting overgrown areas, and mowing grass.</p>	16	<p><i>"Please maintain the original width of footpaths bordering hedgerows. Too often, grass, nettles and bramble overgrow footpaths reducing their width by up to half"</i></p> <p><i>"To keep the green spaces well preserved and looked after"</i></p> <p><i>"Thank you for planting more trees along the roads in Kenilworth - just please can you get a commitment from the people who live close to water them..."</i></p> <p><i>"Please clean up our river banks so we can see the movement of the water, the wild birds and the fish."</i></p> <p><i>"Landowners need to be encouraged to realise that rights of way are important and to maintain them as much as they can. People need to realise also though that they can't just wander across fields - many of them have no idea what a standing crop looks like..."</i></p> <p><i>"Trees are not being managed. You just plant more but don't maintain the ones you have..."</i></p> <p><i>"Mow the communal grass more often"</i></p> <p><i>"...We do have a recreation space and it is possible to walk by the canal but it is poorly maintained."</i></p>
<p>Improving footpaths</p> <p>Better maintenance, need for new footpaths, issues with accessing rights of way/footpaths, and accessibility of greenspaces.</p>	11	<p><i>"The canal towpath around North Warwickshire is awful for walking and cycling. Nuneaton and Bedworth have much better towpaths which invite people to commute and exercise along them."</i></p> <p><i>"I wish more was done to keep rights of way accessible. Examples locally of landowners closing paths, removing signage and stiles, and allowing trees and vegetation to block paths."</i></p> <p><i>"...A place with a mix of</i> <i>- easy access paths</i> <i>- tracks</i> <i>- shorter and longer routes</i> <i>caters better for multi generational and mixed ability walks..."</i></p> <p><i>"We need more public rights of way that connect green spaces I have been complaining about this for years but the politicians just don't seem interested."</i></p>
<p>'No mow' May</p> <p>Comments in this theme mention no mow may - opinions are</p>	9	<p><i>"In principle I like the idea of "No mow may" but unfortunately it seems to take far too long to cut all the long grass afterwards leaving the verges looking a mess well into June/July"</i></p> <p><i>"'No mow May' has to be done properly for me to agree with it, i.e. don't just let footpaths get so overgrown they become impassable (it</i></p>

<p>mixed, with some feeling it is a good idea and others against it. Some comments note they agree, but it needs to be done differently.</p>		<p><i>defeats the point of accessible nature and makes walking anywhere without being in the road with lorries very difficult). And there has to be a proper check for wildlife in the long grass before cutting it again otherwise you just injure or kill all the wildlife you made a home for in May."</i></p> <p><i>"I believe it is very important to invest in support for nature and wildlife (inc No mow May) as otherwise it will not be there for future generations. I worry when I hear people say they want things to be "tidy". Nature isn't tidy and that is what is wonderful"</i></p>
<p>Getting to greenspace</p> <p>Comments in this theme speak of challenges getting to greenspaces, for example, lack of public transport or not being able to access greenspace without a car.</p>	8	<p><i>"They should be accessible by public transport"</i></p> <p><i>"Bus services to country parks would make them more accessible to those who do not own a car and would be better for the environment."</i></p> <p><i>"Stratford has great parks but only way to access is by car - dirty and expensive to park. Need cycle paths - preferably off road so we don't need to take a car into town."</i></p> <p><i>"It would be good to access these areas by public transport but as far as I am aware that is not possible in this area. all require the use of cars and charge heavily for parking"</i></p>
<p>Dogs</p> <p>Comments in this theme talk of issues with dogs, including encouraging lead use, and dog waste.</p>	7	<p><i>"Dogs should be kept on a lead at all times for public safety. There have been countless well publicised cases of dog attacks that could have been avoided."</i></p> <p><i>"Not enough is done to educate the public regarding their responsibilities in the countryside, or to enforce requests to keep dogs under control"</i></p> <p><i>"...Dogs need to be more under control, and the idea that they can always run free in the countryside should be countered by common sense about the safety of crops, birds and farmed and wild animals."</i></p> <p><i>"...usually strewn with litter and bags of dog poo [oddly often thrown into trees]..."</i></p> <p><i>"Enforce dogs to be on leads where there are shared cycling/footpaths"</i></p>
<p>Antisocial behaviour</p> <p>Comments in this theme complain of antisocial behaviour and encourage additional measures to combat this.</p>	7	<p><i>"Need to be well lit... Old fashioned park keeper on patrol in parks to deter anti social behaviour..."</i></p> <p><i>"More police presence"</i></p> <p><i>"We need more policing in public places, especially green spaces which are sometimes remote"</i></p> <p><i>"Sadly the local Nuneaton greenspaces seem to attract antisocial behaviour and vandalism, especially since the removal of CCTV."</i></p> <p><i>"Please please sort out the anti social behaviour I'm scared I'm my own home"</i></p>

		<i>"... Walking past these dark areas are now unsafe and a haven for drugs and antisocial behaviour.."</i>
Facilities Comments in this theme encourage more or improved facilities, including toilets, food and drink and exercise equipment.	6	<i>"Public toilets in Fisherman's carpark would be a real plus..."</i> <i>"prefer places with clean loos - parks in BC Canada are amazing for this... Spaces to sit and look at wildlife at key points, eg by ponds, overlooking vistas. "</i> <i>"... more recreational facilities should be available, coffee bars, seating etc."</i> <i>"Snack bars would be a super facility."</i> <i>"... some physical exercise facility would be good enough. Rather than cafe. Could be some coffee truck instead."</i> <i>"It would be good to have adult and/or senior exercise equipment/fixtures in sports and children's playgrounds and green spaces."</i>
Cycling Comments in this theme speak about cycling, with some comments wanting new or improved cycle paths. One comment encourages cycle free areas for nature and wildlife.	6	<i>"...Why does the cycle route in my local area not pass through Abbey Fields? It seems absurd that there is a designated cycle route/greenway that effectively passes through Abbey Fields but you can't cycle? Does the council realise this? How does this encourage local green transport, health and exercise? It sends a poor message to children too, that you can't ride through your local green space."</i> <i>"There is inadequate consideration for cyclists in our part of Warwickshire (Shotteswell / Warmington area). The main roads are not safe for cycling. the standard of maintenance of the country lanes is not adequate for safe cycling in some places..."</i> <i>"Connecting existing green spaces with cycling routes is key. They offer sensible and attractive start and end points for bike journeys and they should be thought about as a line on a map rather than just a location. Offchurch greenway for example is not big enough on its own, but makes a great section in a longer ride."</i> <i>"There was a suggestion of trying to make a cycle route from the old tramway between Stratford and shipston - this could be a valuable addition for the south if the county"</i>
Accessibility improvements Comments in this theme mention adaptations that could make greenspaces more accessible, such as walkways, seating and accessible entryways to greenspace.	6	<i>"...More benches to sit and enjoy the wild life activity and perhaps the views..."</i> <i>"Miners welfare park, Bayton lakes needs a solid path all the way around please and a radar key access gate to facilitate disabled or large pushchair access and emergency services access (someone had a heart attack there a couple of years ago and no one with the gate key was available for fast paramedic access). Additionally, the bike control gates on the Poets estate green spaces are the same, inaccessible to many wheelchairs, scooters (the mobility type) and larger pushchairs."</i> <i>"...We need parks that every one can go to as it helps people's mental health and wellbeing."</i>

		<p><i>"Maintenance of the green space are very important; building more circular walkways are very welcome; keeping good access to green spaces is essential to people."</i></p> <p><i>"I believe green spaces and country parks are an essential part of our community and should be made available to all"</i></p>
--	--	--

Several other themes were also mentioned by 5 or less respondents, including; cost (n=5), waste or bins (n=5), criticism of the disagree/agree scale changing direction in survey (n=4), criticism of councils (n=4), planting (n=4), urban spaces (n=4), not sure (n=3), raising awareness (n=3), protection of greenspace (n=3), unfair distribution (n=3), ensuring sustainability (n=2), more events (n=2), noise pollution (n=1), 'greenspaces should be aimed at children' (n=1), learning zones for children (n=1), lock the park overnight (n=1), water features (n=1), consider equestrian (n=1), praise for survey (n=1), greenway completion (n=1), replacing gardens with driveways (n=1), and other (n=1). Two respondents refer to previous comments.

4.2 Sub-group analysis

This section of the report looks at specific questions in relation to respondents' district or borough. There are some questions that have not been included in this section, due to low levels of response or limited analysis being possible.

Question 1: Which types of greenspaces are in your local area?

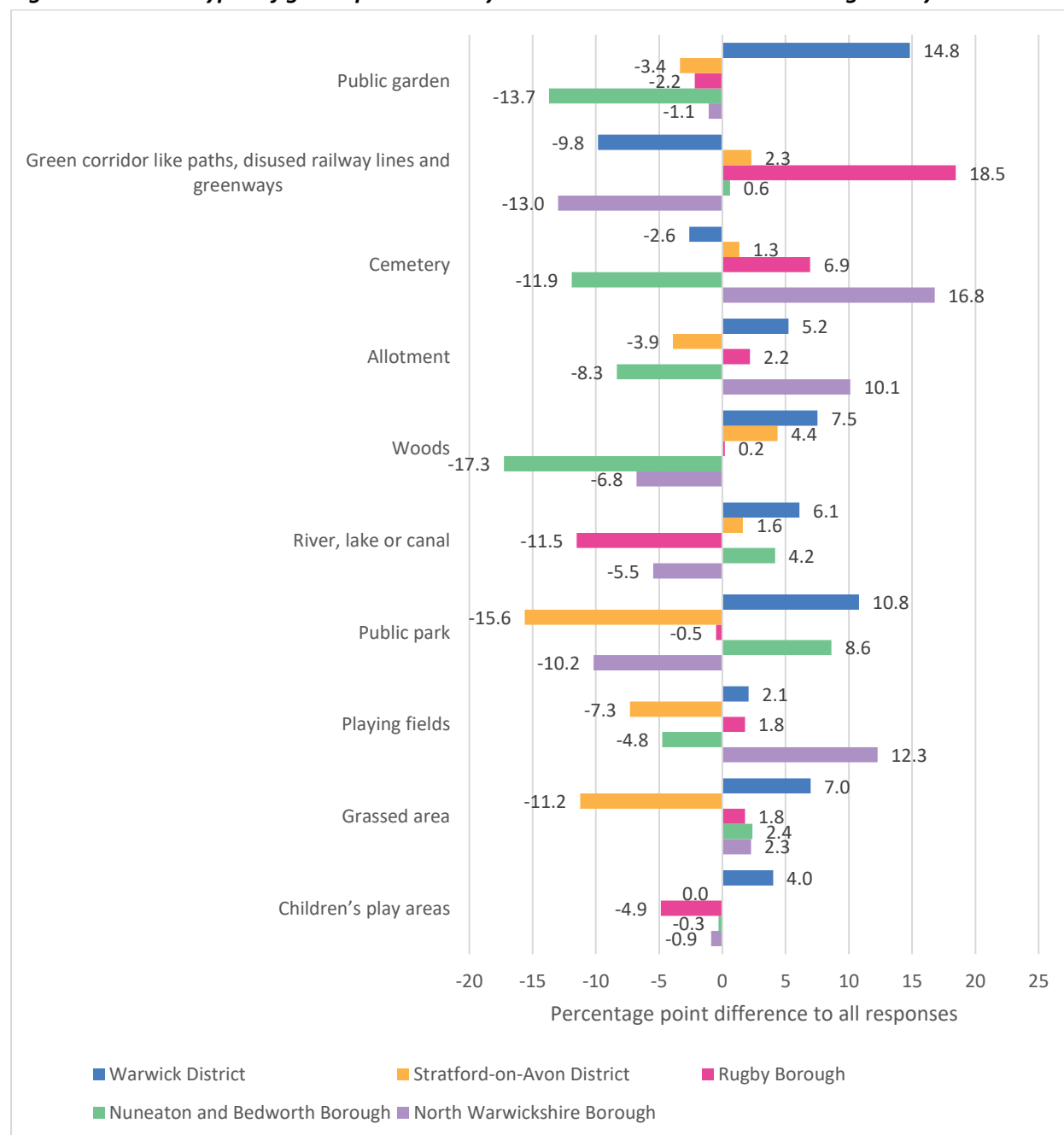
Figure 20 below shows the percentage point difference for each area, compared to the overall percentage of respondents who selected each option (represented as 0). For example, if an area showed as '1' below', it means that one percentage point more respondents from that area selected that option, compared to the overall respondent population (76%, compared to 75%).

Some differences to highlight include;

- A higher proportion of respondents from Warwick selected 'Public garden' and 'public park'. A lower proportion of respondents from Warwick said 'Green corridor like paths, disused railway lines and greenways'.
- A higher proportion of those from North Warwickshire selected 'Cemetery', 'Allotment', and 'Playing fields'. A lower proportion from North Warwickshire said 'Green corridor like paths, disused railway lines and greenways', and 'Public Park'.
- A lower proportion of respondents from Stratford-on-Avon said 'Public park' and 'Grassed area'.
- A higher proportion of respondents from Rugby selected the option 'Green corridor like paths, disused railway lines and greenways', whilst a lower proportion said 'River, lake or canal'.
- Those from Nuneaton and Bedworth selected 'Public garden', 'Cemetery', and 'Woods' proportionally less.

For all areas, the most selected option was 'Children's play areas' (between 79-89% of respondents from each area), apart from North Warwickshire, which was 'Playing fields' (86.7%). For all areas, the least selected option was 'Public garden'.

Figure 20 - Which types of greenspaces are in your local area? District and Borough analysis

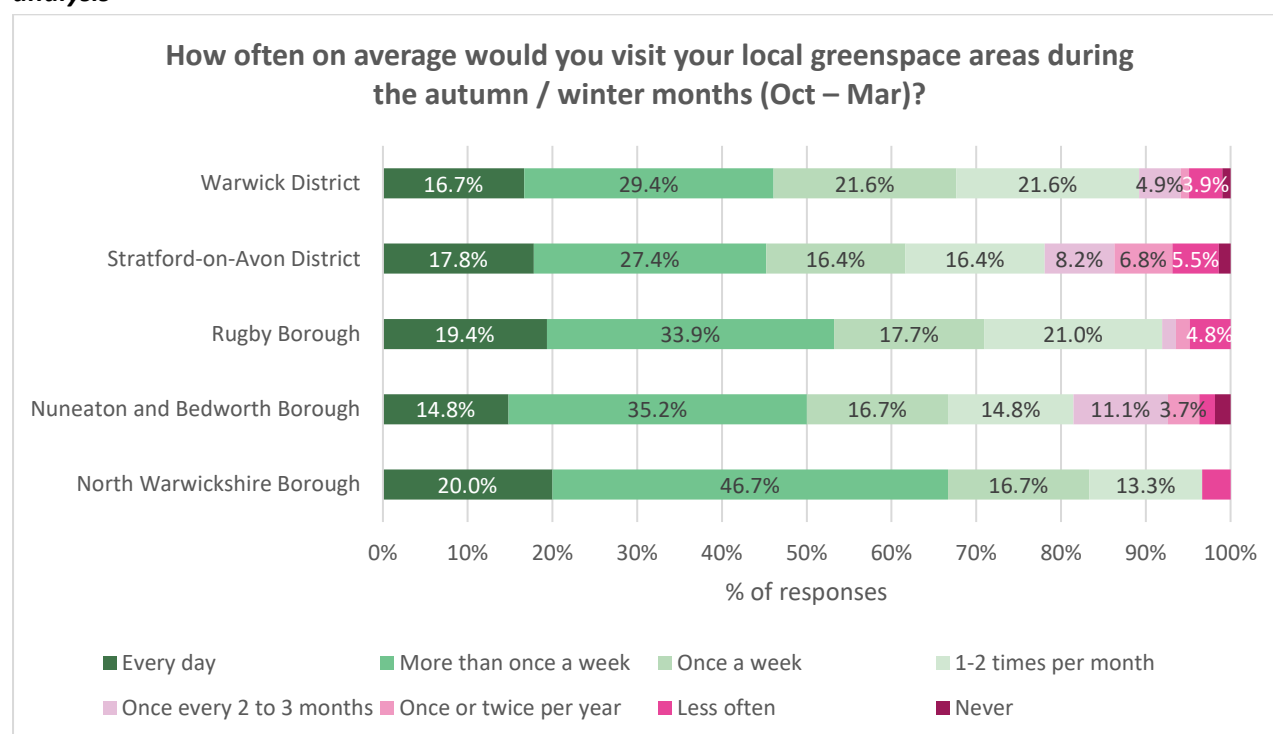


Question 2: How often on average would you visit your local greenspace areas?

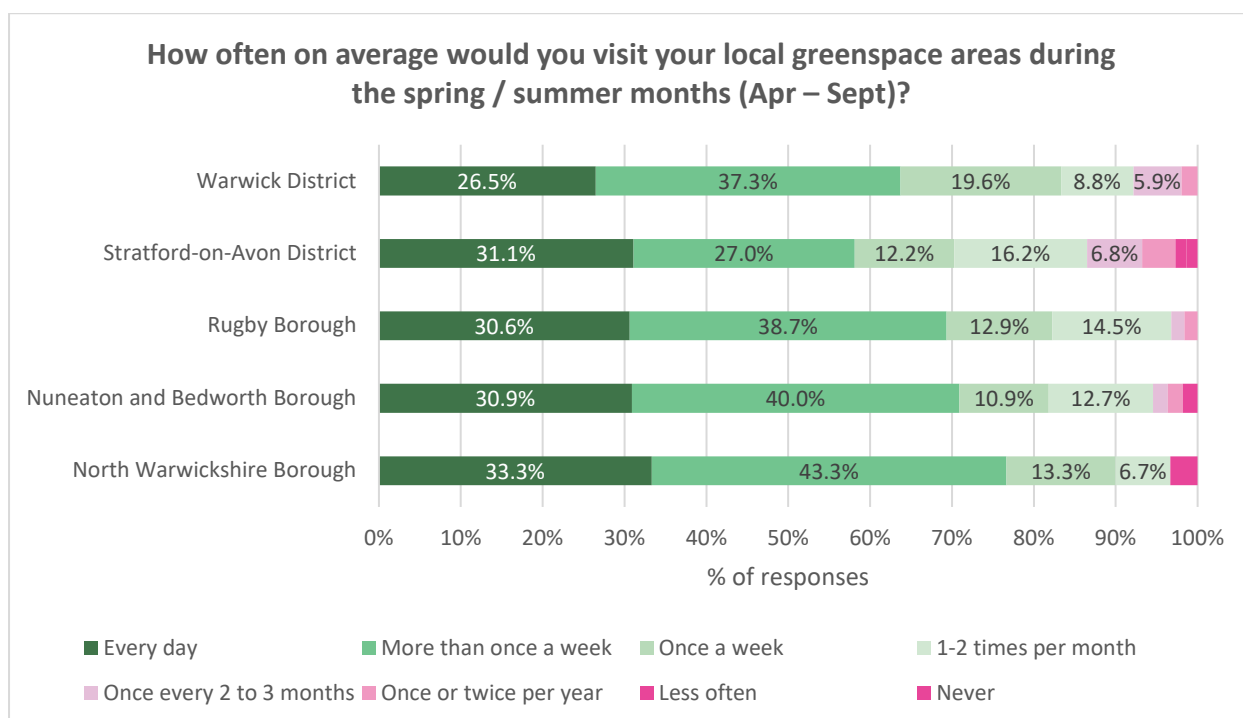
Below shows two figures showing responses to the question 'How often on average would you visit your local greenspace areas?'; one graph shows responses relating to the Autumn/Winter months, and one shows Spring/Summer.

In Autumn/Winter, it appears that residents from North Warwickshire are more frequent visitors to local greenspace areas, with 83.3% of respondents from this borough saying once a week or more frequently. This is around 60-70% for all other districts and boroughs. Respondents from Stratford-on-Avon and Nuneaton and Bedworth had higher proportions of those selecting 'once every 2 to 3 months' or less (21.9% and 18.5% respectively).

Figure 21 - How often on average would you visit your local greenspace areas? District and Borough analysis



During Spring/Summer, residents from North Warwickshire were again more frequent visitors to local greenspace areas, with 90% of respondents from this borough saying they visited once a week or more. This compared to around 80% for other districts and boroughs, apart from Stratford-on-Avon, where this was 70.3%. Respondents from Stratford-on-Avon had higher proportions of those selecting 'once every 2 to 3 months' or less (13.5%).

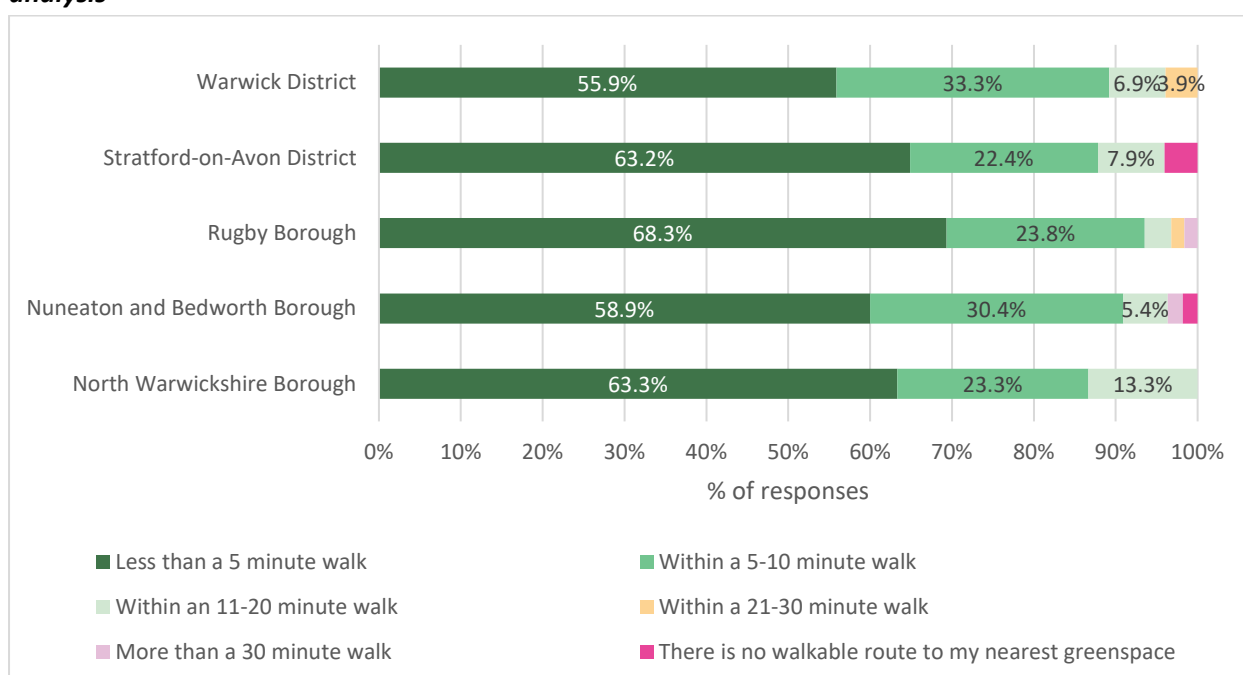


Question 2.2: How far away from your home is your nearest greenspace area?

There was a bigger proportion of Rugby respondents who had a greenspace within a five minute walk (68.3%) compared to all other districts; Warwick had the lowest proportion at 55.9%. However, Warwick had the biggest proportion of respondents who said their nearest greenspace was within a 5-10 minute walk.

The majority (over 90%) of respondents from all districts and boroughs had a greenspace within a 20 minute walk; 85% of respondents from all districts and boroughs had a greenspace within a 10 minute walk.

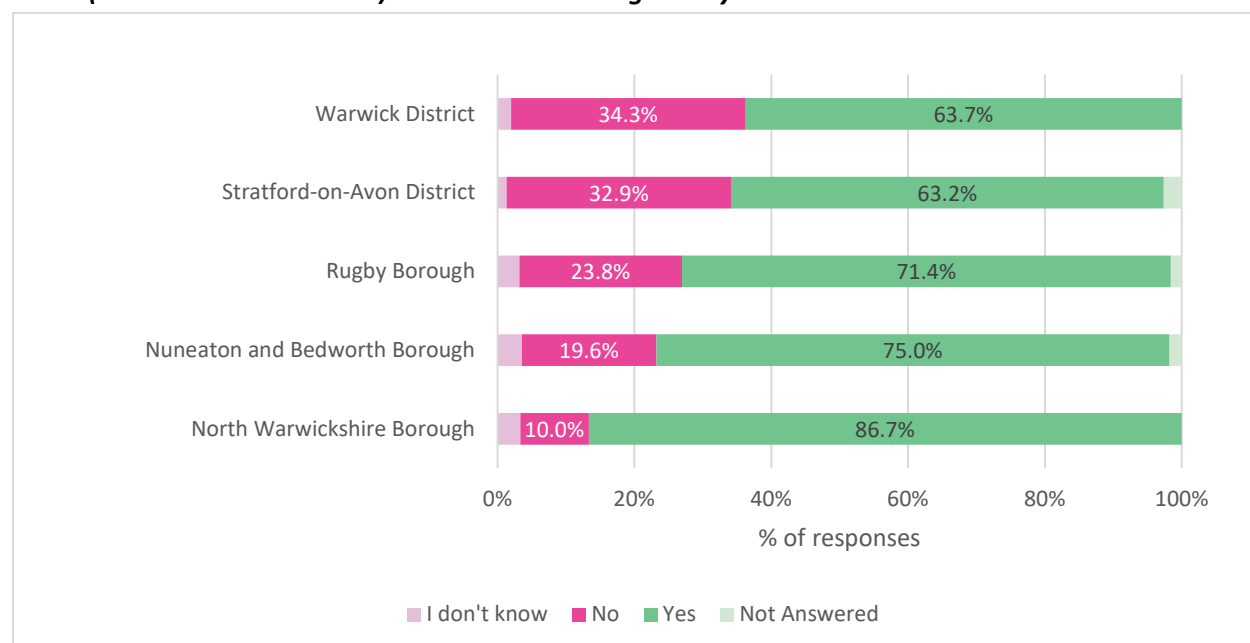
Figure 22 - How far away from your home is your nearest greenspace area? District and Borough analysis



Question 2.3: Is the greenspace that you visit most frequently the greenspace that is nearest to your home (i.e. the closest distance)?

Proportionally more respondents (86.7%) in North Warwickshire said the greenspace they visit most frequently was the one nearest to their home, whilst Warwick had the lowest proportion of respondents who said this (63.7%).

Figure 23 - Is the greenspace that you visit most frequently the greenspace that is nearest to your home (i.e. the closest distance)? District and Borough analysis

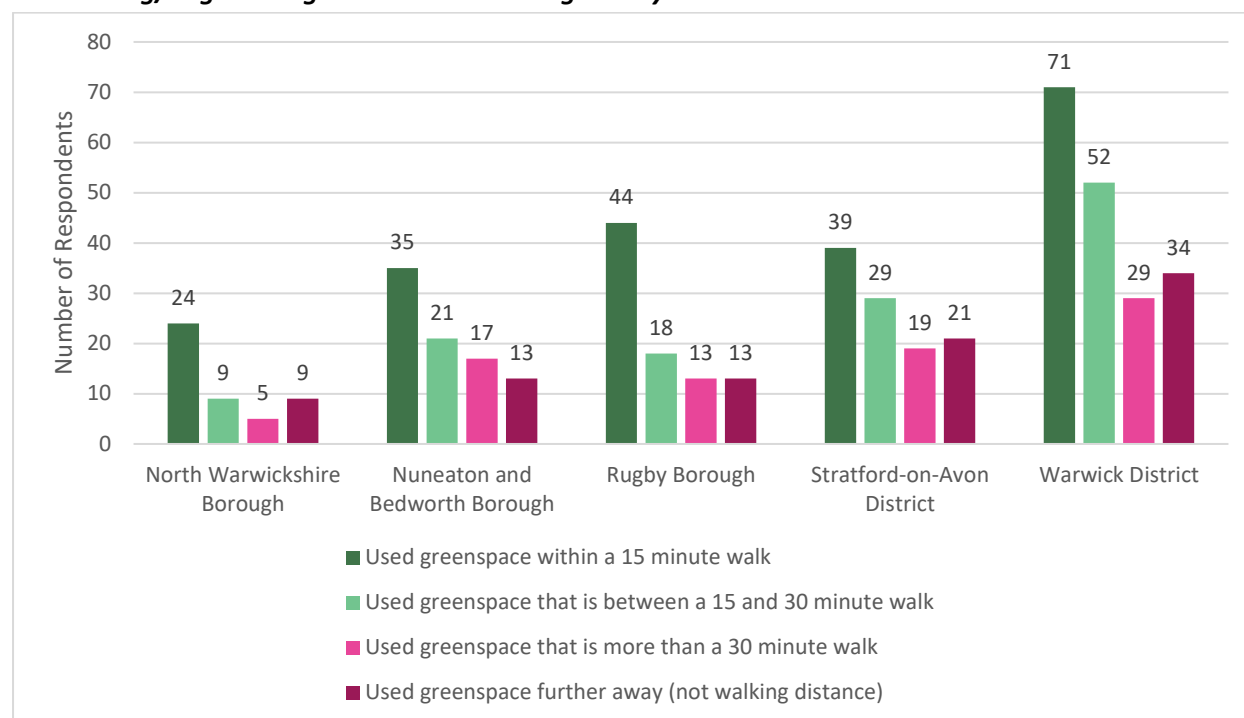


Question 2.4: For what reasons / activity have you been to your local greenspace in the last 12 months? (select all that apply)

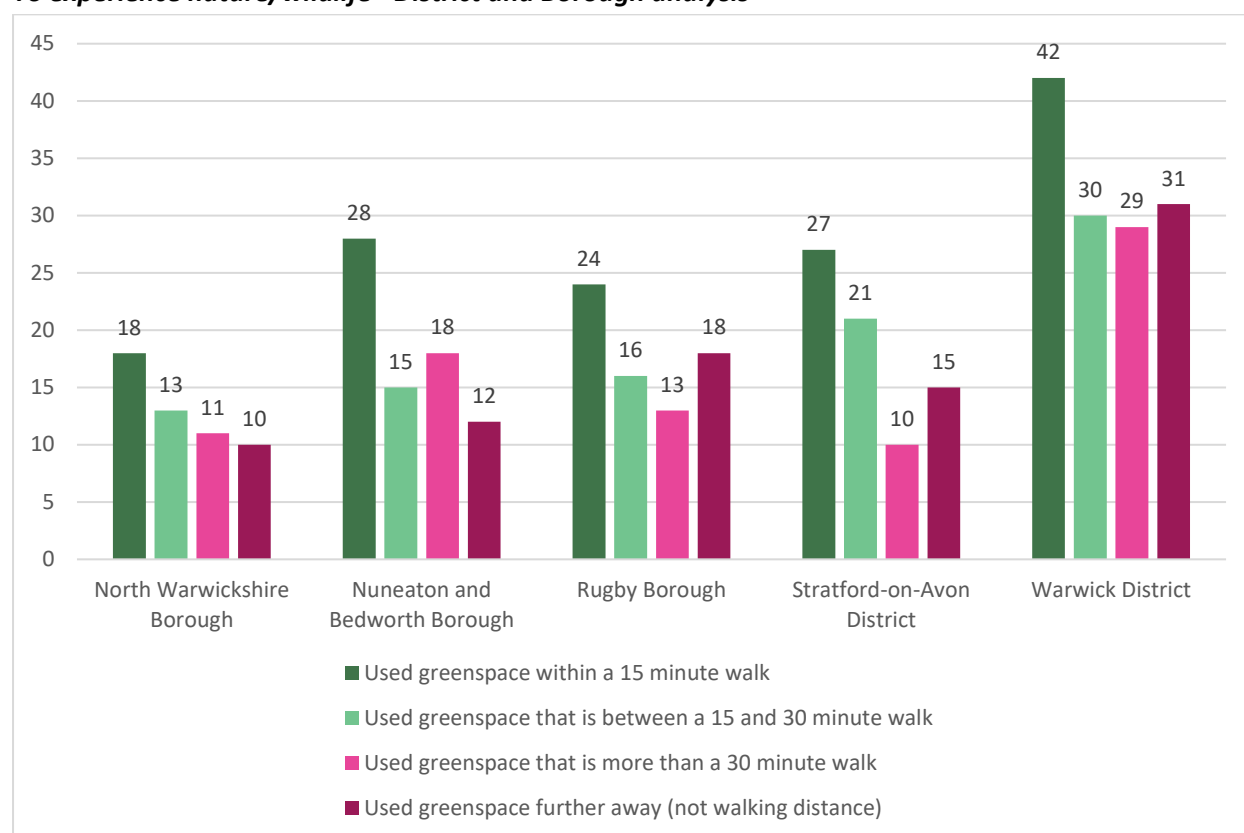
Figures 24-26 below shows proportional responses by district and borough to the question 'For what reasons / activity have you been to your local greenspace in the last 12 months?', for the top three overall categories.

In all districts/boroughs, for all three categories 'For walking/dog walking', 'To experience nature / wildlife', and 'For peace and quiet / to relax', greenspaces within a 15 minute walk were the most popular. Note, numbers of respondents in the figures below should not be used for direct comparison between districts and boroughs, as all areas had a different number of respondents.

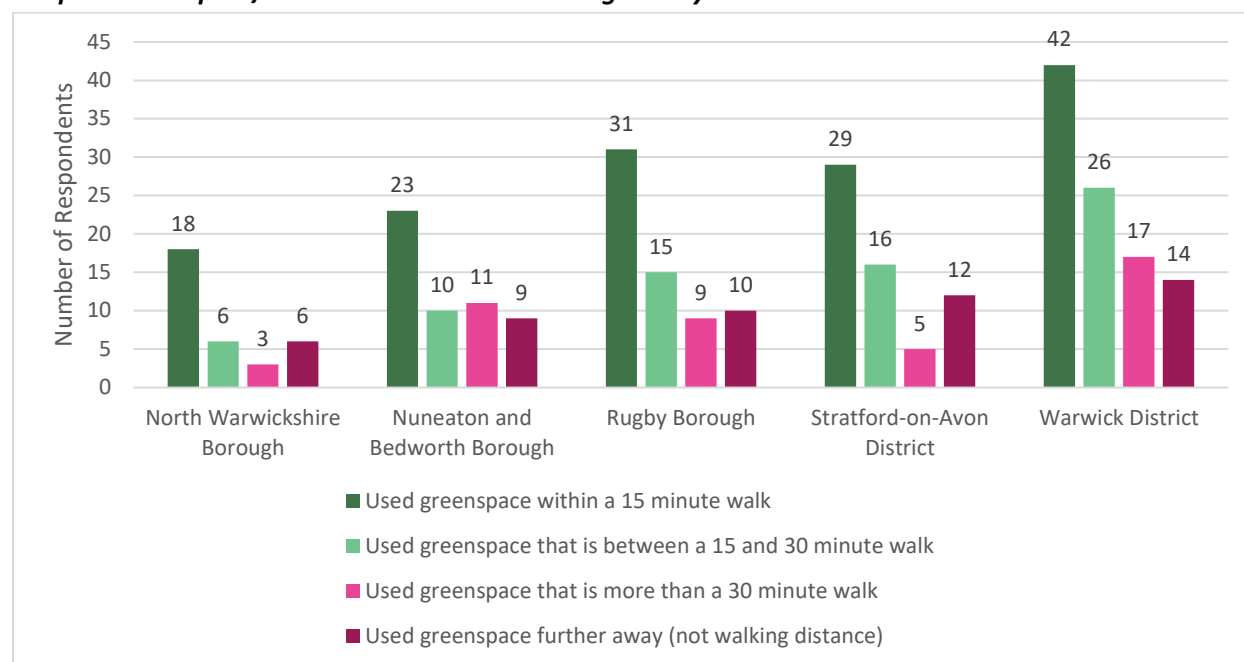
**Figure 24 - For what reasons / activity have you been to your local greenspace in the last 12 months?
For walking/dog walking - District and Borough analysis**



**Figure 25 - For what reasons / activity have you been to your local greenspace in the last 12 months?
To experience nature/wildlife - District and Borough analysis**



**Figure 26 - For what reasons / activity have you been to your local greenspace in the last 12 months?
For peace and quiet/to relax - District and Borough analysis**

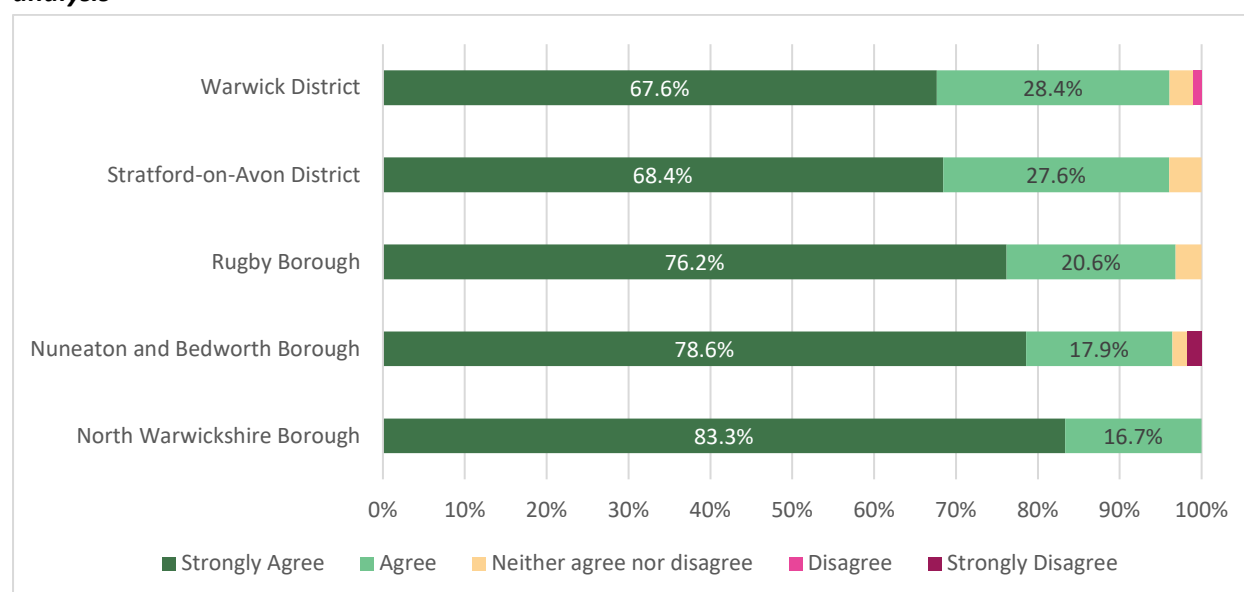


Question 3: How much do you agree or disagree with the following statements relating to greenspaces generally?

In this question, respondents were given a range of statements and asked to indicate their level of agreement. Each statement has been shown below, broken down by the district or borough of respondents.

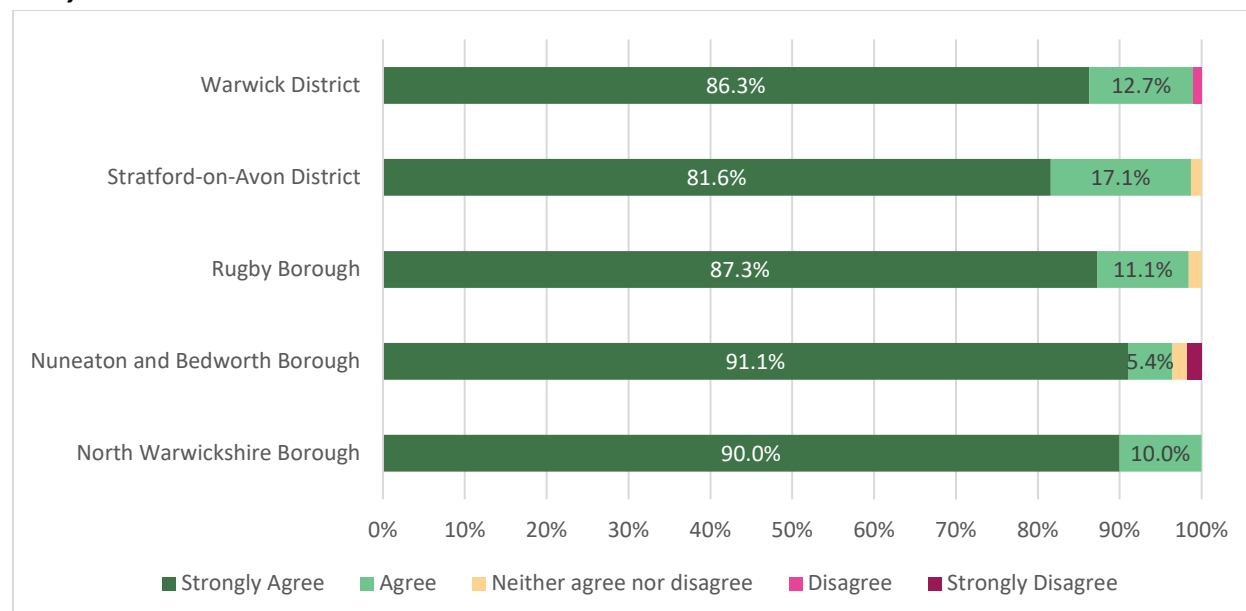
Most respondents from all districts/boroughs agreed to some extent that 'Greenspaces should be places where you can relax and unwind'. The level of strong agreement was highest in North Warwickshire (83.3%) and lowest in Warwick (67.6%).

Figure 27- Greenspaces should be places where you can relax and unwind - District and Borough analysis



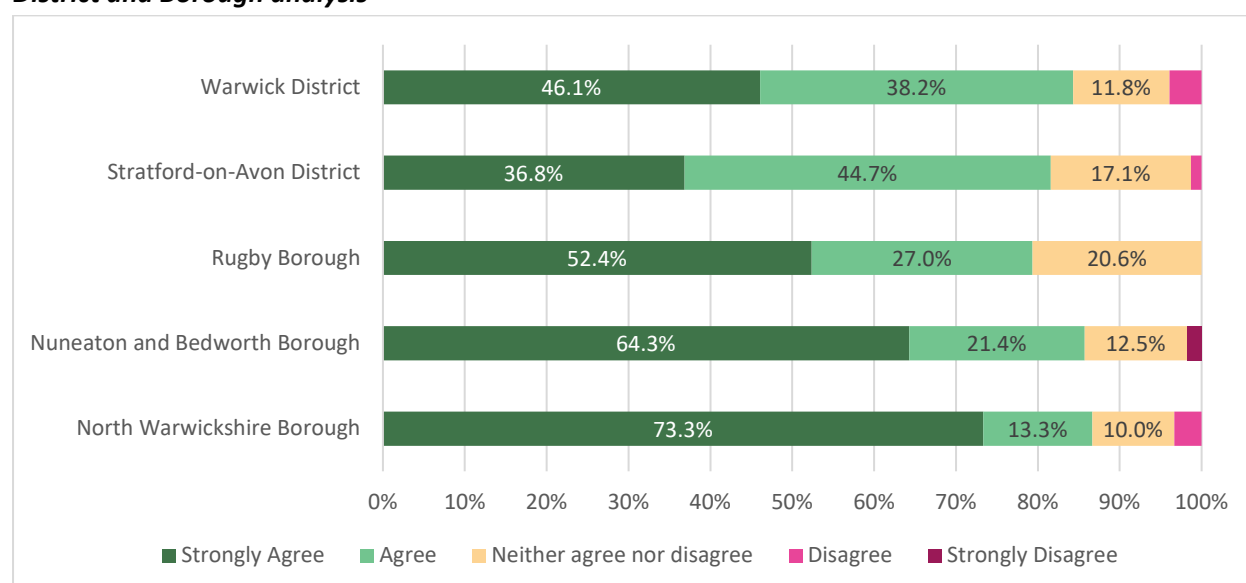
For the statement 'Greenspaces should be safe places or places where people feel safe', most respondents from all districts/boroughs showed agreement. There were 9.5 percentage points difference in the district and boroughs with the highest and lowest proportion selecting 'strongly agree'; Nuneaton and Bedworth (91.1%) and Stratford-on-Avon (81.6%).

Figure 28 - Greenspaces should be safe places or places where people feel safe - District and Borough analysis



For the statement 'Greenspaces should encourage physical activity such as walking, cycling, sports and play', North Warwickshire had the highest proportion of respondents selecting strongly agree (73.3%), compared to Stratford-on-Avon, which had the lowest proportion of respondents selecting strongly agree (36.8%). There were 20.6% of respondents in Rugby who selected 'neither agree nor disagree', compared to North Warwickshire at 10%.

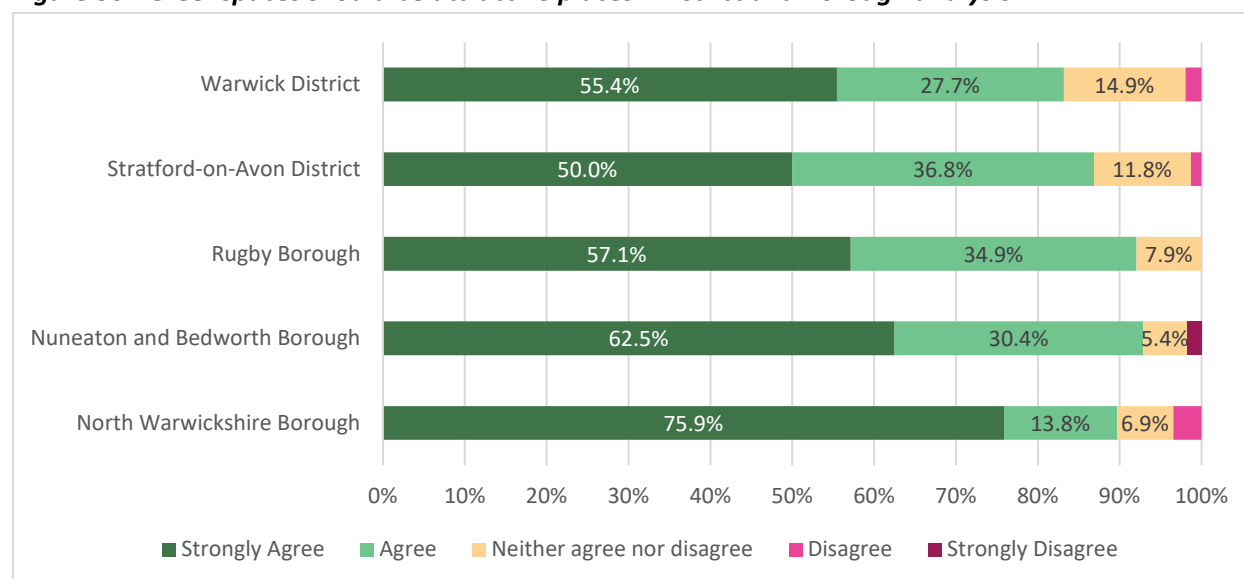
Figure 29 - Greenspaces should encourage physical activity such as walking, cycling, sports and play - District and Borough analysis



When considering the statement 'Greenspaces should be attractive places', the district/borough with the highest overall agreement (agree or strongly agree) was Nuneaton and Bedworth (92.9%), compared to

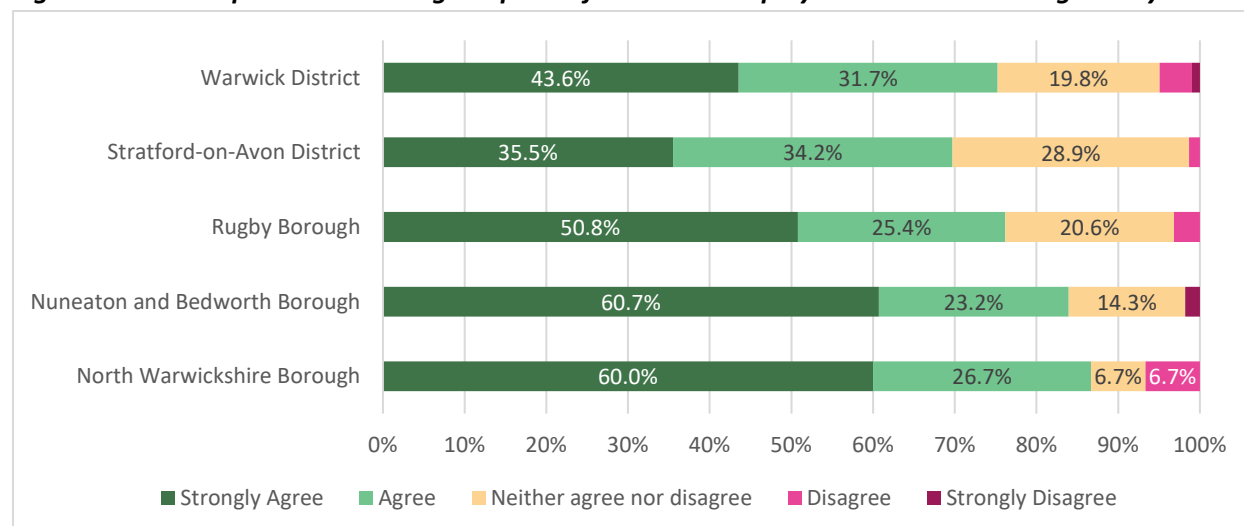
Warwick with the lowest level of agreement at 83.2%. The proportion of respondents selecting strongly agree was highest in North Warwickshire (75.9%), and lowest in Stratford-on-Avon (50%). The highest level of neutrality (neither agree nor disagree) was seen in Warwick (14.9%) and the lowest level was in Nuneaton and Bedworth (5.4%).

Figure 30 - Greenspaces should be attractive places - District and Borough analysis



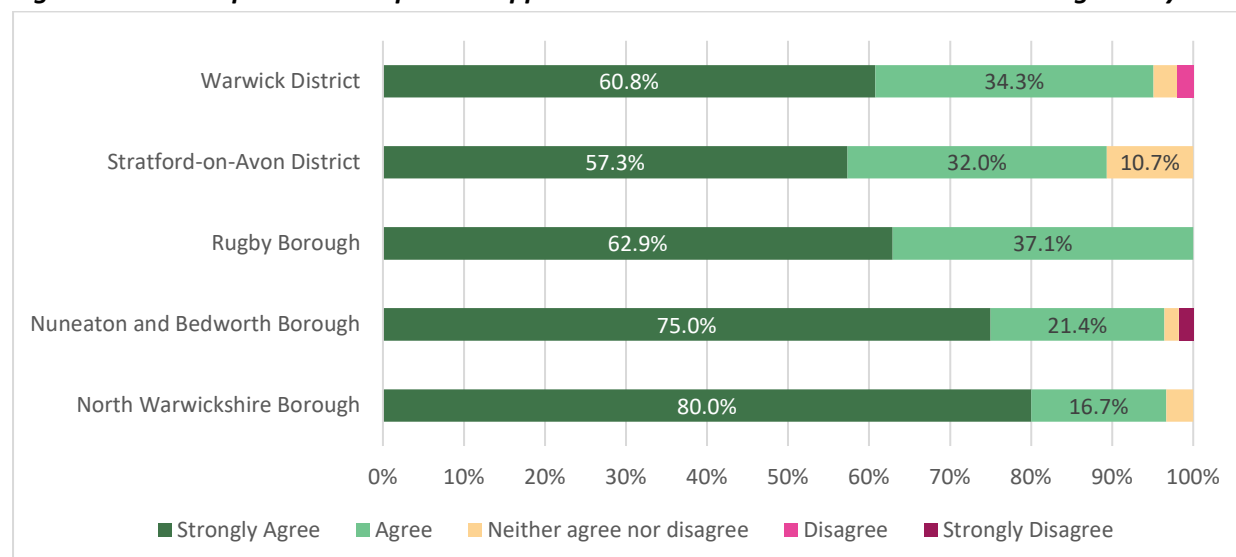
When considering the statement 'Greenspaces should be good places for children to play', Stratford-on-Avon had the lowest level of overall agreement with 69.7% saying they agreed or strongly agreed. North Warwickshire had the highest level of overall agreement at 86.7%. Stratford-on-Avon also had the highest level of neutrality, with 28.9% of respondents saying 'neither agree nor disagree', compared to North Warwickshire at 6.7%.

Figure 31 - Greenspaces should be good places for children to play - District and Borough analysis



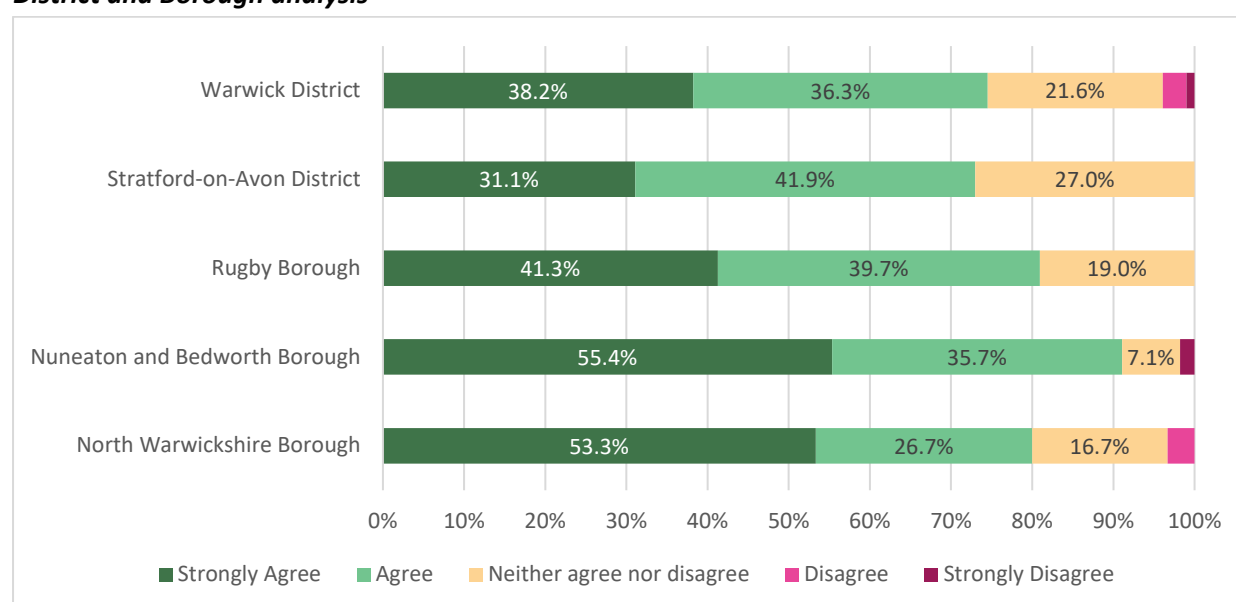
When asked about the statement 'Greenspaces should provide opportunities to see nature', 80% of respondents from North Warwickshire said 'strongly agree' compared to 57.3% from Stratford-on-Avon. The majority of respondents from all districts and boroughs showed some level of agreement.

Figure 32 - Greenspaces should provide opportunities to see nature – District and Borough analysis



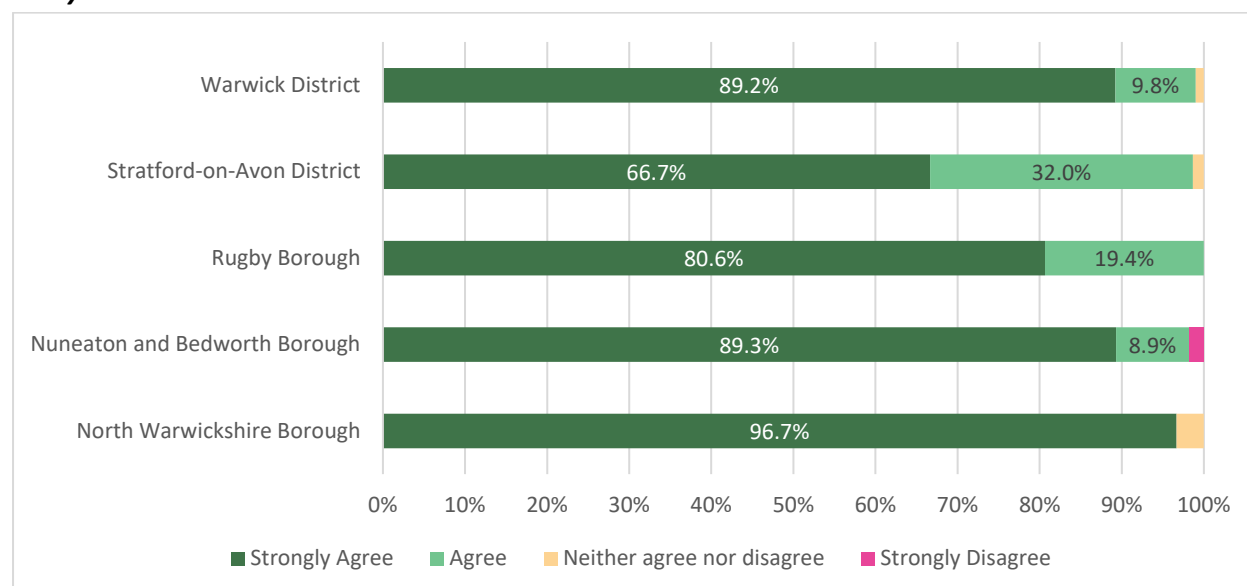
For the statement ‘Greenspaces should be good places for people to meet others from the local community’, Nuneaton and Bedworth had the highest level of general agreement, with 91.1% of respondents saying they strongly agreed or agreed, whilst this was 73% for Stratford-on-Avon. Stratford-on-Avon also had the highest level of neutrality, with 27% of respondents saying, ‘neither agree nor disagree’, compared to Nuneaton and Bedworth at 7.1%.

Figure 33 - Greenspaces should be good places for people to meet others from the local community - District and Borough analysis



When considering the statement ‘Good quality greenspaces make an area a great place to live’, the majority of respondents from all districts and boroughs agreed to some extent. North Warwickshire had the highest proportion of respondents saying they strongly agreed (96.7%), whilst Stratford-on-Avon had the lowest (66.7%).

Figure 34 - Good quality greenspaces make an area a great place to live - District and Borough analysis

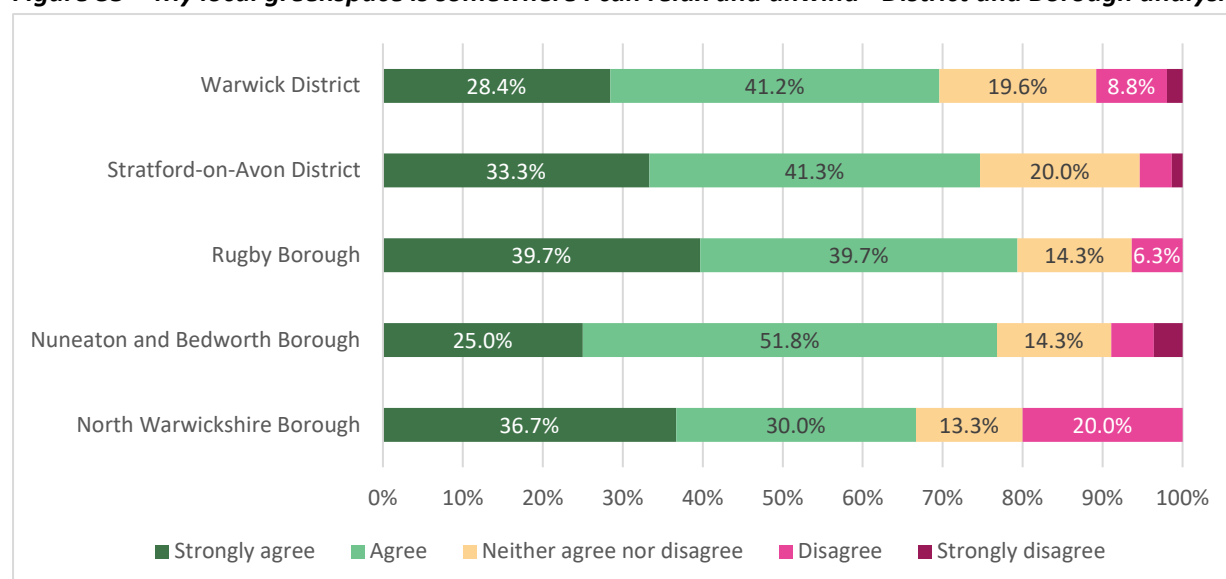


Question 4. How much do you agree or disagree with the following statements relating to your local greenspace?

Similar to the previous section, in this question, respondents were given a range of statements, and asked to indicate their level of agreement, specifically in relation to their local greenspace. Each statement has been shown below, broken down by the district or borough of respondents.

When asked about the statement 'My local greenspace is somewhere I can relax and unwind', The highest level of general agreement was from respondents in Rugby, with 79.4% saying they agreed or strongly agreed, whilst this was 66.7% in North Warwickshire. North Warwickshire had the highest level of disagreement, with 20% of respondents saying they disagreed. This compared to Stratford-on-Avon where 5.3% of respondents either disagreed or strongly disagreed.

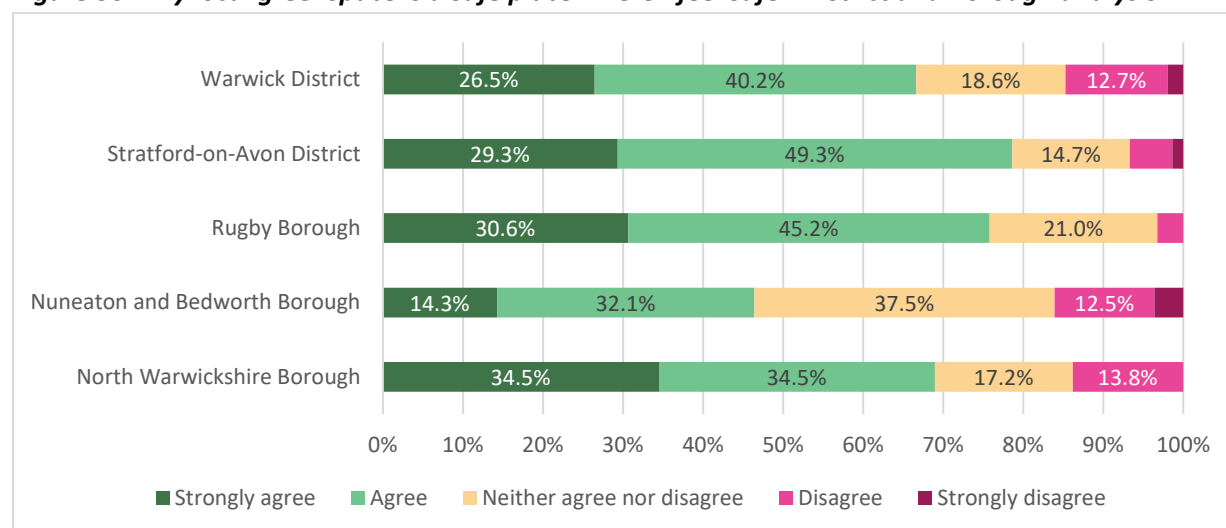
Figure 35 - My local greenspace is somewhere I can relax and unwind - District and Borough analysis



When asked about the statement 'My local greenspace is a safe place where I feel safe', Stratford-on-Avon had the highest level of agreement with 78.7% of respondents saying they agreed or strongly

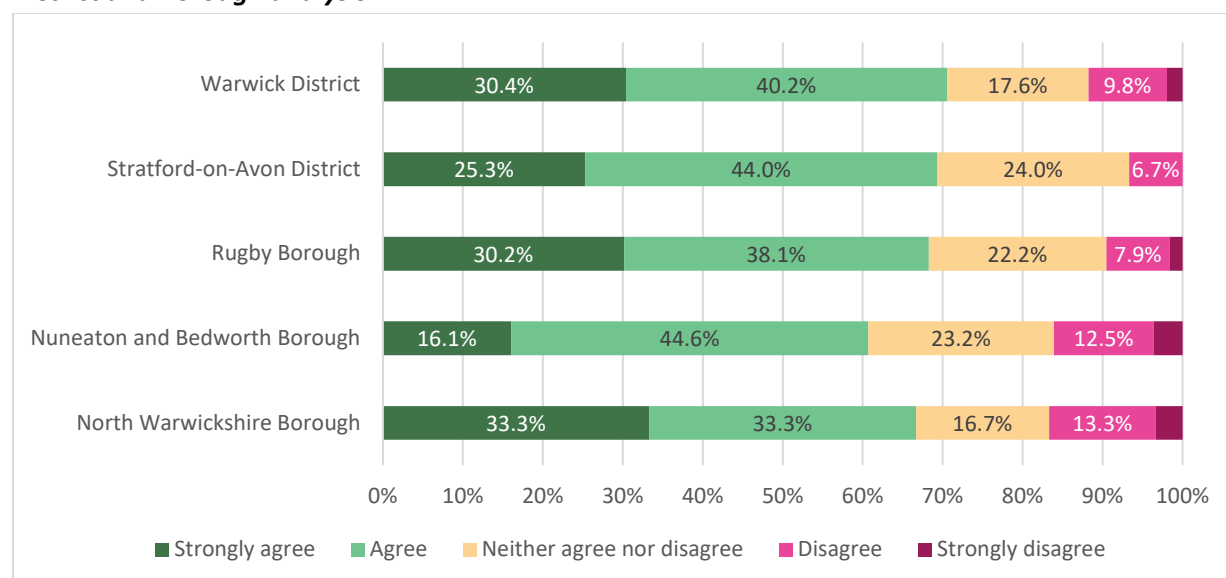
agreed, whilst less than half did in Nuneaton and Bedworth (46.4%). A larger proportion of respondents from Nuneaton and Bedworth (37.5%) neither agreed nor disagreed with the statement, compared to 14.7% for Stratford-on-Avon. Nuneaton and Bedworth also had the highest level of respondents who disagreed or strongly disagreed (16.1%).

Figure 36 - My local greenspace is a safe place where I feel safe - District and Borough analysis



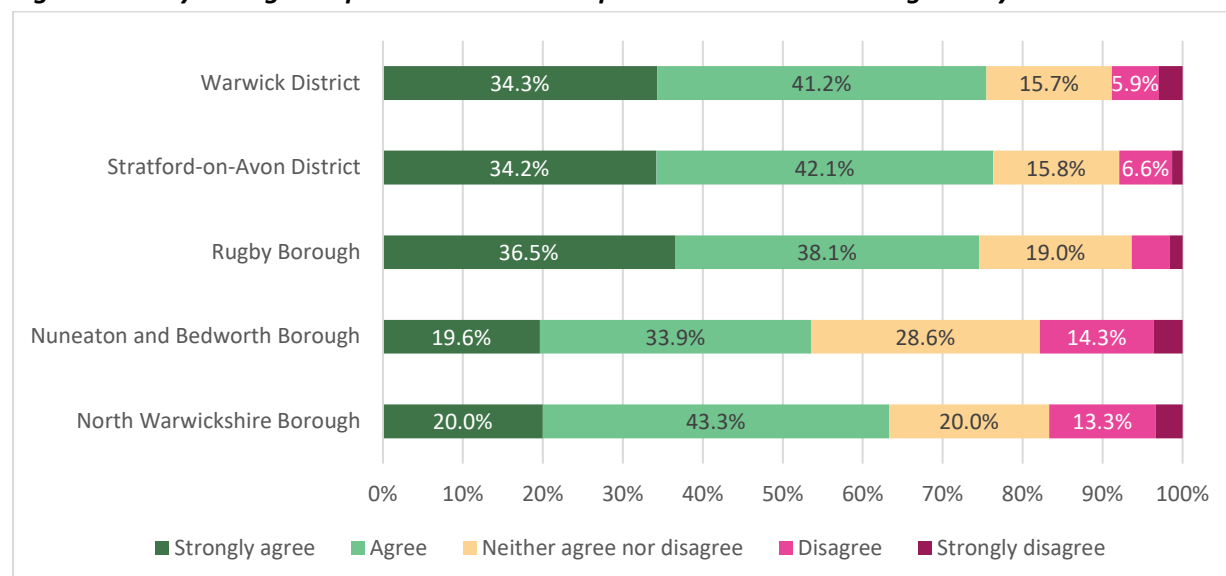
General agreement (agree or strongly agree) with the statement 'My local greenspace encourages physical activity such as walking, cycling, sports and play' varied from 60.7% in Nuneaton and Bedworth to 70.6% in Warwick. The highest level of those selecting disagree or strongly disagree was in North Warwickshire (16.7%), whilst the lowest was Stratford-on-Avon (6.7%).

Figure 37 - My local greenspace encourages physical activity such as walking, cycling, sports and play - District and Borough analysis



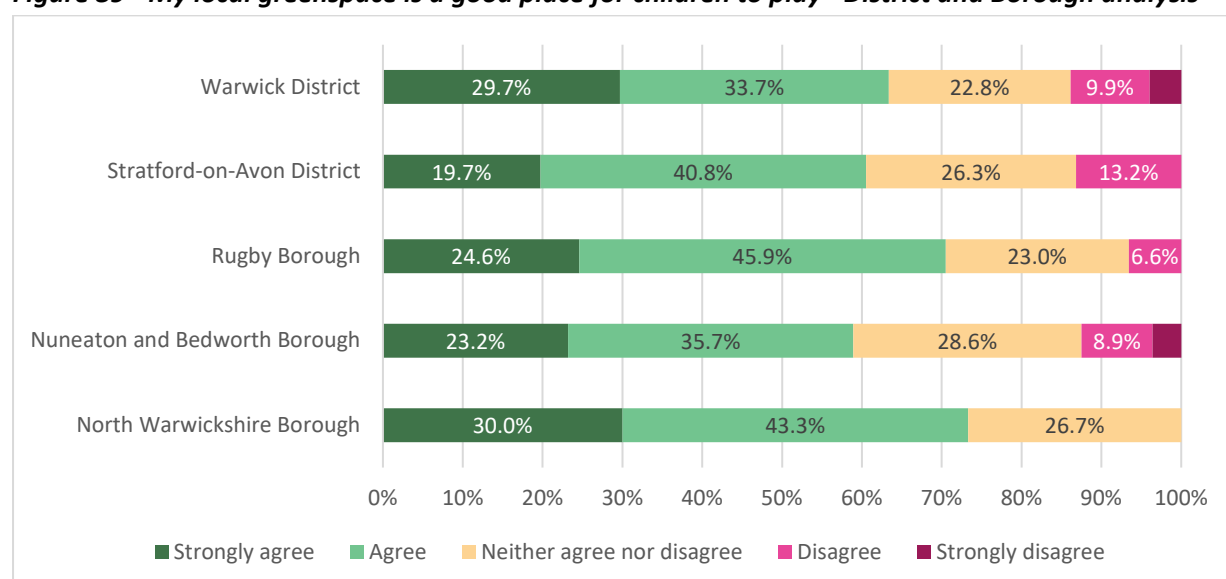
When considering the statement 'My local greenspace is an attractive place', Nuneaton and Bedworth had the lowest level of respondents (53.6%) who agreed or strongly agreed, compared to 76.3% in Stratford-on-Avon. Nuneaton and Bedworth and North Warwickshire had higher proportions of respondents selecting disagree or strongly disagree, than the other districts and boroughs (17.9% and 16.7% respectively).

Figure 38 - My local greenspace is an attractive place - District and Borough analysis



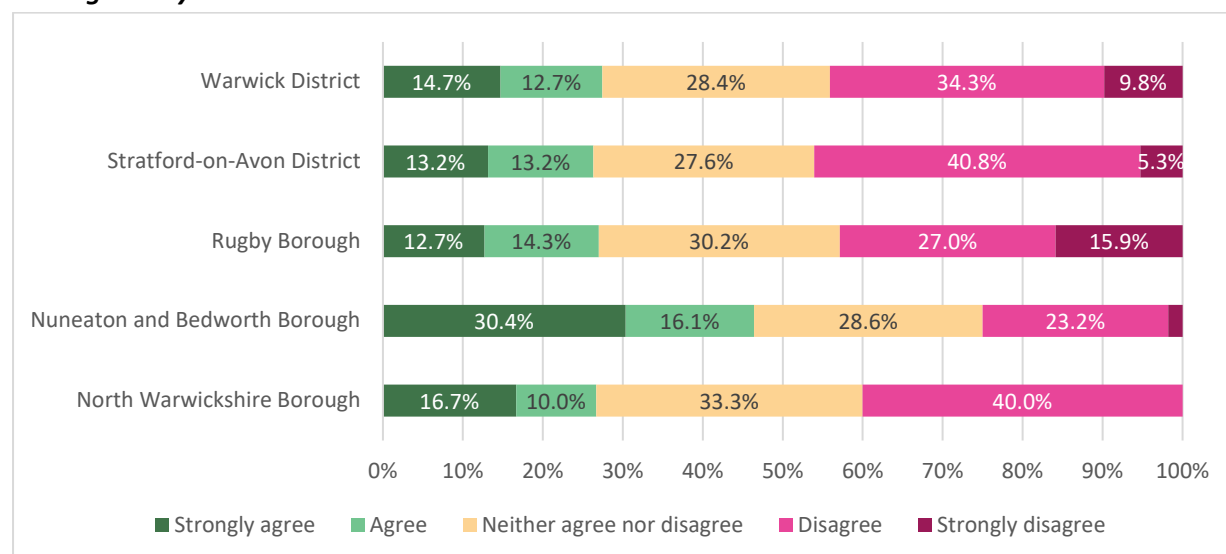
When considering the statement ‘My local greenspace is a good place for children to play’, the highest levels of those responding agree or strongly agree were in North Warwickshire (73.3%) and Rugby (70.5%). The lowest levels were in Nuneaton and Bedworth (58.9%). In North Warwickshire, there were no respondents who said they disagreed or strongly disagreed.

Figure 39 - My local greenspace is a good place for children to play - District and Borough analysis



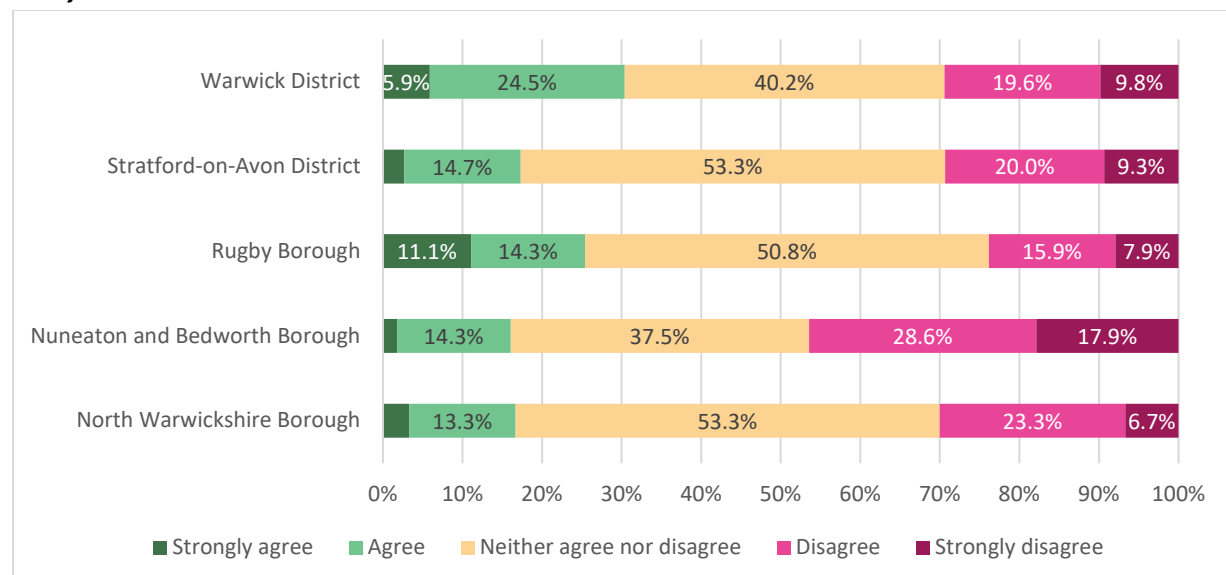
When asked about the statement ‘The quality of my local greenspace has deteriorated’, the highest level of respondents selecting agree or strongly agree was in Nuneaton and Bedworth (46.4%), whilst this was around 26-27% for all other districts and boroughs. The proportion of respondents selecting disagree or strongly disagree was between 40-46.1% for all districts and boroughs, apart from Nuneaton and Bedworth, which was 25%.

Figure 41 - The quality of my local greenspace has deteriorated in the past 5 years - District and Borough analysis



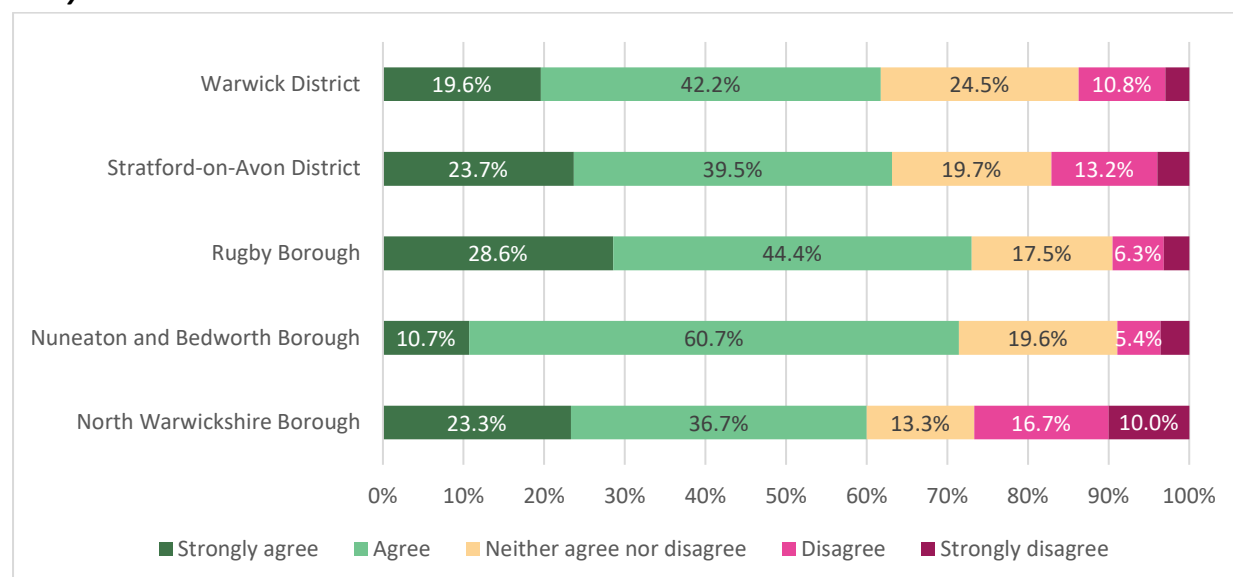
When asked about the statement 'The quality of my local greenspace has improved in the past 5 years', the proportion of respondents who said 'neither agree nor disagree' was highest for North Warwickshire and Stratford-on-Avon (53.3%) and lowest for Nuneaton and Bedworth (37.5%). In Nuneaton and Bedworth, 46.4% of respondents said they disagreed or strongly disagreed, whilst in Rugby, this was 23.8%.

Figure 42 - The quality of my local greenspace has improved in the past 5 years - District and Borough analysis



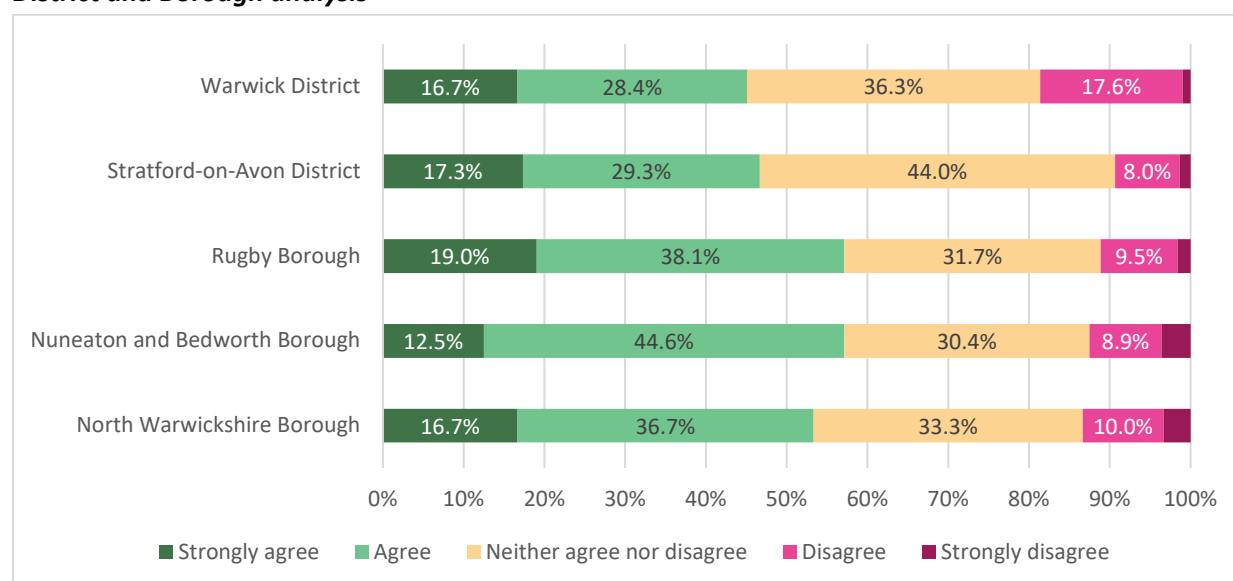
When considering the statement 'My local greenspace allows me to explore nature on my doorstep', 73% of those from Rugby agreed or strongly agreed with this statement, in comparison to 60% for North Warwickshire. North Warwickshire also had the highest proportion of respondents who said they disagreed or strongly disagreed (26.7%), compared to 8.9% in Nuneaton and Bedworth.

Figure 43 - My local greenspace allows me to explore nature on my doorstep - District and Borough analysis



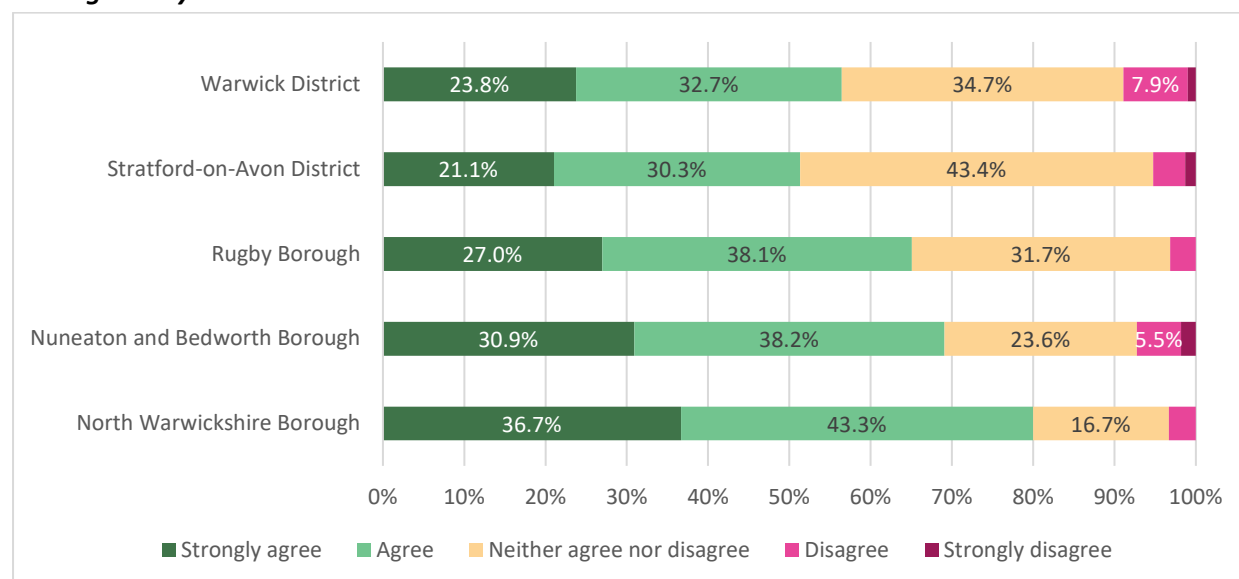
When asked 'My local greenspace is a good place for people to meet others from the local community', Warwick had the highest proportion of respondents who disagreed or strongly disagreed (18.6%), compared to the lowest proportion in Stratford-on-Avon (9.3%). Levels of agreement (agree or strongly agree) were highest in Rugby (57.1%) and Nuneaton and Bedworth (57.1%).

Figure 44 - My local greenspace is a good place for people to meet others from the local community - District and Borough analysis



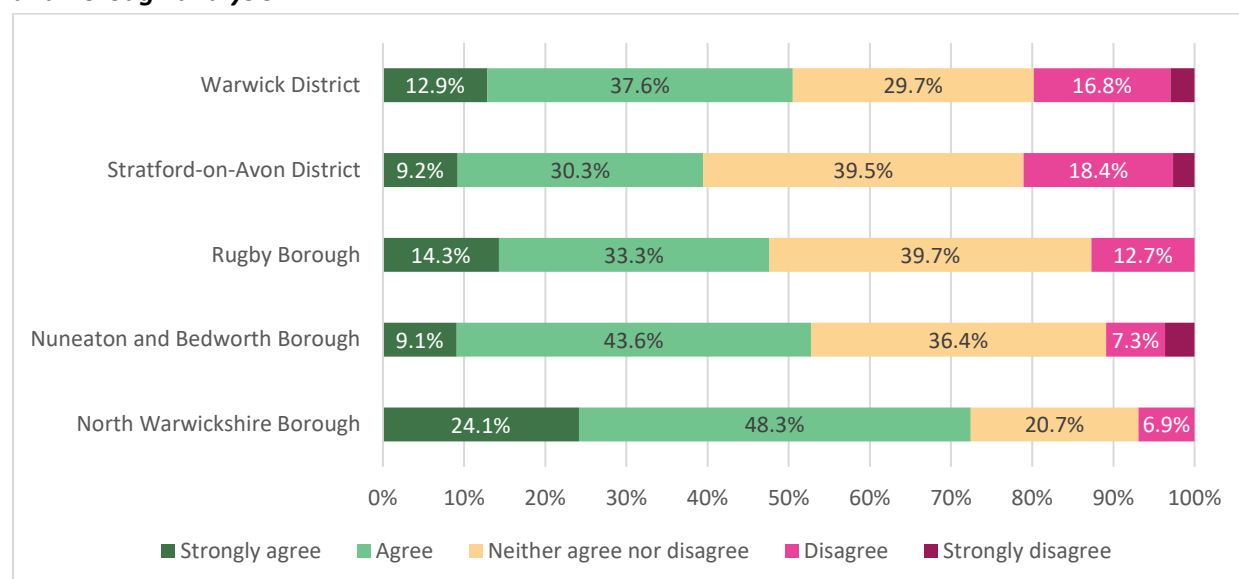
When considering 'I would like to have more of a say in how my local greenspace is managed', the proportion of respondents who agreed or strongly agreed was highest in North Warwickshire (80%), and lowest in Stratford-on-Avon (51.3%). In Stratford-on-Avon, there was also the highest proportion of respondents who neither agreed nor disagreed (43.4%), compared to 16.7% in North Warwickshire.

Figure 45- I would like to have more of a say in how my local greenspace is managed - District and Borough analysis



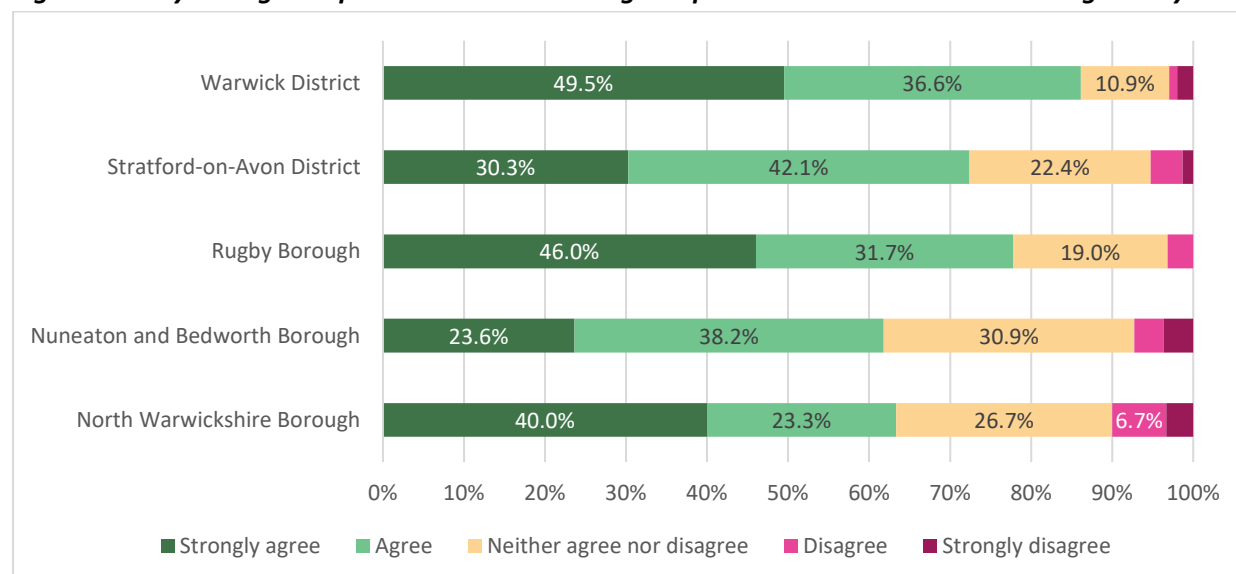
When considering the statement 'I would like to get involved in activities to help to improve my local greenspace', the areas with the highest proportion of respondents who selected agree or strongly agree was North Warwickshire (72.4%), whilst the lowest proportion was in Stratford-on-Avon (39.5%).

Figure 46 - I would like to get involved in activities to help to improve my local greenspace - District and Borough analysis



Warwick district was the area with the highest proportion of respondents (86.1%) who said agree or strongly agree with the statement 'My local greenspace makes the area a great place to live', whilst the lowest proportion was in Nuneaton and Bedworth (61.8%). Nuneaton and Bedworth also saw the highest proportion of respondents saying 'neither agree nor disagree' (30.9%).

Figure 47 - My local greenspace makes the area a great place to live - District and Borough analysis



Question 5. What, if anything, has put you off from visiting your local greenspace? (Please select all that apply)

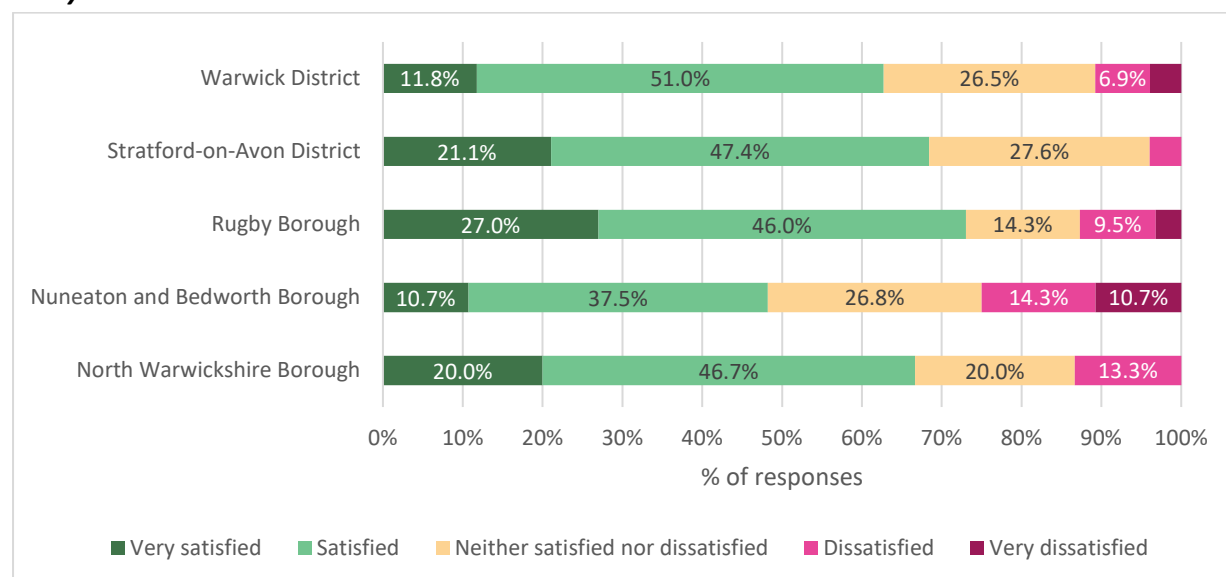
The most common category selected for all districts and boroughs was 'Not applicable – nothing in particular stops me from visiting local greenspace', apart from Nuneaton and Bedworth, which was 'I am concerned about antisocial behaviour in my local greenspace(s)'.

After this, the most selected category for Rugby and Warwick was 'I am concerned about antisocial behaviour in my local greenspace(s)'. For Nuneaton and Bedworth, the second most selected category was 'I am concerned about feeling safe in my local greenspace(s)', and for North Warwickshire the second most selected category was 'Generally, I find there is a lack of facilities I need in my local greenspace'. For Stratford-on-Avon, the second most selected category was 'I am concerned about antisocial behaviour in my local greenspace(s)' and 'I don't have enough time'.

Question 6. How satisfied are you with the quality of your local Greenspace?

Respondents were asked 'How satisfied are you with the quality of your local Greenspace?', to which Rugby had the highest proportion of respondents who were satisfied or very satisfied (73%) and Nuneaton and Bedworth had the lowest proportion (48.2%). Nuneaton and Bedworth also had the highest proportion of respondents who were dissatisfied and very dissatisfied (25%).

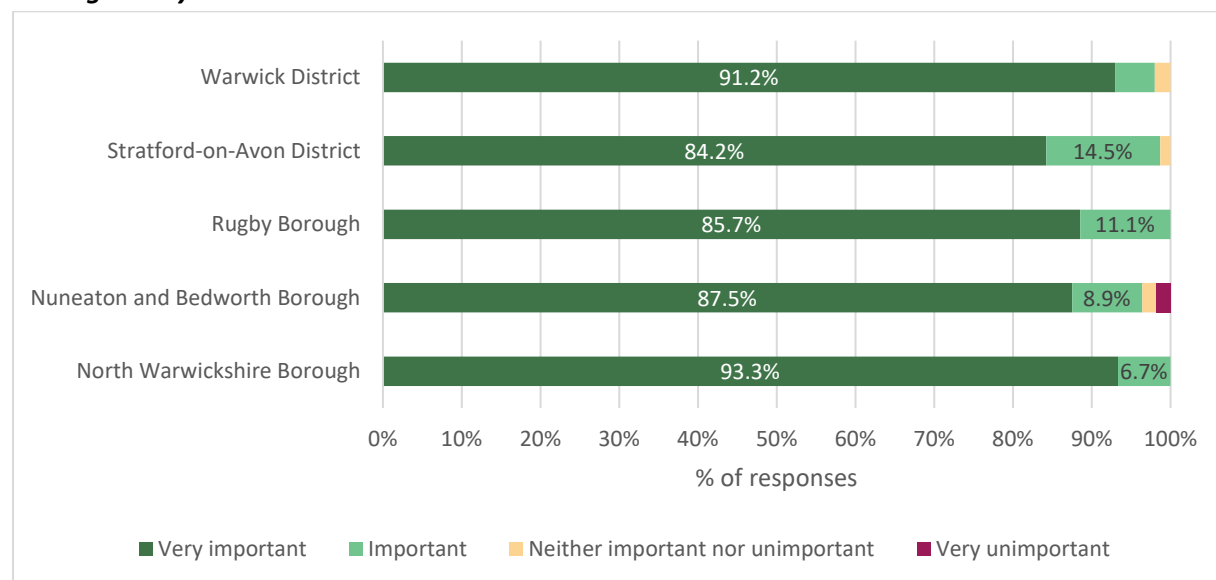
Figure 48 - How satisfied are you with the quality of your local Greenspace? District and Borough analysis



Question 7. How important do you consider it is to have greenspaces in your local area?

When asked ‘How important do you consider it is to have greenspaces in your local area?’, most respondents in all districts and boroughs selected Important or Very important; in North Warwickshire, this was 100% of respondents, whilst it was 96.4% in Nuneaton and Bedworth.

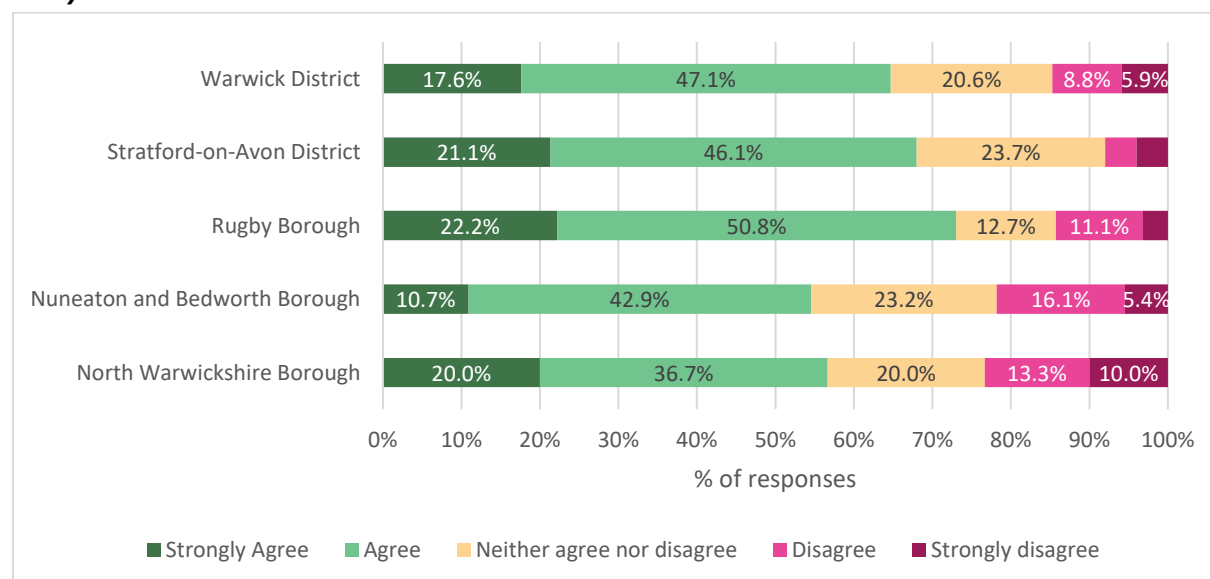
Figure 49 - How important do you consider it is to have Greenspaces in your local area? District and Borough analysis



Question 8. Overall, do you think your local greenspace(s) meets your needs?

When asked ‘Overall, do you think your local greenspace(s) meets your needs?’, the area with the highest proportion of respondents who agreed or strongly agreed was Rugby (73%), whilst the lowest proportion was in Nuneaton and Bedworth (53.6%). North Warwickshire had the highest proportion of respondents who disagreed or strongly disagreed (23.3%), compared to the lowest proportion in Stratford-on-Avon (7.9%).

Figure 50 - Overall, do you think your local greenspace(s) meets your needs? District and Borough analysis



Appendix 1 – Voice of Warwickshire survey - Greenspaces

Copy of survey (the text and space available to comment was much larger on the survey but for the purpose of this report has been reduced):

Part 1 - Local greenspace

Greenspaces are any vegetated areas of land or water within urban environments. Vegetated areas are areas covered in grass, trees or other vegetation. These include parks, public gardens, playing fields, children's play areas, woods, grassed areas, cemeteries, allotments, and green corridors; for example, paths, disused railway lines and greenways, rivers, lakes and canals.

1 Which types of greenspaces are in your local area? (please select as many options as required)

Please select all that apply

- ☐ Public park
- ☐ Public garden
- ☐ Playing fields
- ☐ Children's play areas
- ☐ Woods
- ☐ Grassed area
- ☐ Cemetery
- ☐ Allotment
- ☐ Green corridor like paths, disused railway lines and greenways
- ☐ River, lake or canal
- ☐ There are none
- ☐ I am not sure

2 Have you visited any of your local greenspace areas?

Please select only one item

- ☐ Yes
- ☐ No

Part 1 - Local greenspace continued

2.1 During different seasons, how often on average would you visit your local greenspace areas?

	Every day	More than once a week	Once a week	1-2 times per month	Once every 2 to 3 months	Once or twice per year	Less often	Never
During the spring / summer months (Apr – Sept) <i>Please select only one item</i>	<input type="radio"/>	<input type="radio"/>	<input type="radio"/>	<input type="radio"/>	<input type="radio"/>	<input type="radio"/>	<input type="radio"/>	<input type="radio"/>
During the autumn / winter months (Oct – Mar) <i>Please select only one item</i>	<input type="radio"/>	<input type="radio"/>	<input type="radio"/>	<input type="radio"/>	<input type="radio"/>	<input type="radio"/>	<input type="radio"/>	<input type="radio"/>

2.2 How far away from your home is your nearest greenspace area?

Please select only one item

- ☐ Less than a 5 minute walk
- ☐ Within a 5-10 minute walk
- ☐ Within an 11-20 minute walk
- ☐ Within a 21-30 minute walk
- ☐ More than a 30 minute walk
- ☐ Don't know
- ☐ There is no walkable route to my nearest greenspace

2.3 Is the greenspace that you visit most frequently the greenspace that is nearest to your home (i.e. the closest distance)?

Please select only one item

- ☐ Yes
- ☐ No
- ☐ I don't know

2.4 For what reasons / activity have you been to your local greenspace in the last 12 months? (select all that apply)

	Used greenspace within a 15 minute walk	Used greenspace that is between a 15 and 30 minute walk	Used greenspace that is more than a 30 minute walk	Used greenspace further away (not walking distance)
For walking / dog walking	<input type="checkbox"/>	<input type="checkbox"/>	<input type="checkbox"/>	<input type="checkbox"/>
For cycling	<input type="checkbox"/>	<input type="checkbox"/>	<input type="checkbox"/>	<input type="checkbox"/>
For exercise other than walking and cycling, eg. running, outdoor workouts	<input type="checkbox"/>	<input type="checkbox"/>	<input type="checkbox"/>	<input type="checkbox"/>
To meet friends and / or family	<input type="checkbox"/>	<input type="checkbox"/>	<input type="checkbox"/>	<input type="checkbox"/>
For peace and quiet / to relax	<input type="checkbox"/>	<input type="checkbox"/>	<input type="checkbox"/>	<input type="checkbox"/>
To experience nature / wildlife	<input type="checkbox"/>	<input type="checkbox"/>	<input type="checkbox"/>	<input type="checkbox"/>
To visit children's play area	<input type="checkbox"/>	<input type="checkbox"/>	<input type="checkbox"/>	<input type="checkbox"/>
To play sports and / or games	<input type="checkbox"/>	<input type="checkbox"/>	<input type="checkbox"/>	<input type="checkbox"/>
To attend events and activities	<input type="checkbox"/>	<input type="checkbox"/>	<input type="checkbox"/>	<input type="checkbox"/>
To volunteer	<input type="checkbox"/>	<input type="checkbox"/>	<input type="checkbox"/>	<input type="checkbox"/>
As part of my work	<input type="checkbox"/>	<input type="checkbox"/>	<input type="checkbox"/>	<input type="checkbox"/>
Other (Please specify below)	<input type="checkbox"/>	<input type="checkbox"/>	<input type="checkbox"/>	<input type="checkbox"/>

Part 1 – Local greenspace continued

3 How much do you agree or disagree with the following statements relating to greenspaces generally?

	Strongly Agree	Agree	Neither agree nor disagree	Disagree	Strongly Disagree
Greenspaces should be places where you can relax and unwind <i>Please select only one item</i>	<input type="radio"/>	<input type="radio"/>	<input type="radio"/>	<input type="radio"/>	<input type="radio"/>
Greenspaces should be safe places or places where people feel safe <i>Please select only one item</i>	<input type="radio"/>	<input type="radio"/>	<input type="radio"/>	<input type="radio"/>	<input type="radio"/>
Greenspaces should encourage physical activity such as walking, cycling, sports and play <i>Please select only one item</i>	<input type="radio"/>	<input type="radio"/>	<input type="radio"/>	<input type="radio"/>	<input type="radio"/>
Greenspaces should be attractive places <i>Please select only one item</i>	<input type="radio"/>	<input type="radio"/>	<input type="radio"/>	<input type="radio"/>	<input type="radio"/>
Greenspaces should be good places for children to play <i>Please select only one item</i>	<input type="radio"/>	<input type="radio"/>	<input type="radio"/>	<input type="radio"/>	<input type="radio"/>
Greenspaces should provide opportunities to see nature <i>Please select only one item</i>	<input type="radio"/>	<input type="radio"/>	<input type="radio"/>	<input type="radio"/>	<input type="radio"/>
Greenspaces should be good places for people to meet others from the local community <i>Please select only one item</i>	<input type="radio"/>	<input type="radio"/>	<input type="radio"/>	<input type="radio"/>	<input type="radio"/>
Good quality greenspaces make an area a great place to live <i>Please select only one item</i>	<input type="radio"/>	<input type="radio"/>	<input type="radio"/>	<input type="radio"/>	<input type="radio"/>

4 How much do you agree or disagree with the following statements relating to your local greenspace?

	Strongly agree	Agree	Neither agree nor disagree	Disagree	Strongly disagree
My local greenspace is somewhere I can relax and unwind <i>Please select only one item</i>	<input type="radio"/>	<input type="radio"/>	<input type="radio"/>	<input type="radio"/>	<input type="radio"/>
My local greenspace is a safe place where I feel safe <i>Please select only one item</i>	<input type="radio"/>	<input type="radio"/>	<input type="radio"/>	<input type="radio"/>	<input type="radio"/>
My local greenspace encourages physical activity such as walking, cycling, sports and play <i>Please select only one item</i>	<input type="radio"/>	<input type="radio"/>	<input type="radio"/>	<input type="radio"/>	<input type="radio"/>
My local greenspace is an attractive place <i>Please select only one item</i>	<input type="radio"/>	<input type="radio"/>	<input type="radio"/>	<input type="radio"/>	<input type="radio"/>
My local greenspace is a good place for children to play <i>Please select only one item</i>	<input type="radio"/>	<input type="radio"/>	<input type="radio"/>	<input type="radio"/>	<input type="radio"/>
The quality of my local greenspace has deteriorated in the past 5 years <i>Please select only one item</i>	<input type="radio"/>	<input type="radio"/>	<input type="radio"/>	<input type="radio"/>	<input type="radio"/>

	Strongly agree	Agree	Neither agree nor disagree	Disagree	Strongly disagree
The quality of my local greenspace has improved in the past 5 years <i>Please select only one item</i>	<input type="radio"/>	<input type="radio"/>	<input type="radio"/>	<input type="radio"/>	<input type="radio"/>
My local greenspace allows me to explore nature on my doorstep <i>Please select only one item</i>	<input type="radio"/>	<input type="radio"/>	<input type="radio"/>	<input type="radio"/>	<input type="radio"/>
My local greenspace is a good place for people to meet others from the local community <i>Please select only one item</i>	<input type="radio"/>	<input type="radio"/>	<input type="radio"/>	<input type="radio"/>	<input type="radio"/>
I would like to have more of a say in how my local greenspace is managed <i>Please select only one item</i>	<input type="radio"/>	<input type="radio"/>	<input type="radio"/>	<input type="radio"/>	<input type="radio"/>
I would like to get involved in activities to help to improve my local greenspace <i>Please select only one item</i>	<input type="radio"/>	<input type="radio"/>	<input type="radio"/>	<input type="radio"/>	<input type="radio"/>
My local greenspace makes the area a great place to live <i>Please select only one item</i>	<input type="radio"/>	<input type="radio"/>	<input type="radio"/>	<input type="radio"/>	<input type="radio"/>

5 What, if anything, has put you off from visiting your local greenspace?
(Please select all that apply)

Please select all that apply

- ☐ I don't have enough time
- ☐ I am concerned about antisocial behaviour in my local greenspace(s)
- ☐ I am concerned about feeling safe in my local greenspace(s)
- ☐ There is a lack of good information available on local parks or greenspaces
- ☐ Generally, I find there is a lack of facilities I need in my local greenspace(s)
- ☐ I don't tend to see people 'like me' in green spaces (eg ethnic similarities / cultural similarities / age/ gender similarities)
- ☐ I can't afford the cost of visiting local greenspaces
- ☐ The layout or design of my local greenspace(s) is not welcoming and / or accessible
- ☐ I am not particularly interested in using local green spaces
- ☐ Other (please specify below)
- ☐ Don't know / can't recall
- ☐ Not applicable – nothing in particular stops me from visiting local greenspaces more often

6 How satisfied are you with the quality of your local greenspace(s)?

Please select only one item

- ☐ Very satisfied
- ☐ Satisfied
- ☐ Neither satisfied nor dissatisfied
- ☐ Dissatisfied
- ☐ Very dissatisfied

If you wish please explain your answer below

7 How important do you consider it is to have greenspaces in your local area?

Please select only one item

- ☐ Very important
- ☐ Important
- ☐ Neither important nor unimportant
- ☐ Unimportant
- ☐ Very unimportant

8 Overall, do you think your local greenspace(s) meets your needs?

Please select only one item

- ☐ Strongly Agree
- ☐ Agree
- ☐ Neither agree nor disagree
- ☐ Disagree
- ☐ Strongly disagree

Please provide further detail if you wish

Part 2 - Green infrastructure

These next questions are on green infrastructure. Green infrastructure refers to different kinds of greenspaces, including parks and open spaces, but also includes other green features, such as planting, green walls, street trees, private gardens and allotments, and water bodies such as canals, rivers and ponds. These features can deliver quality of life and environmental benefits for communities.

9 How much do you agree or disagree with the following statements?

	Strongly agree	Agree	Neither agree nor disagree	Disagree	Strongly disagree
There is enough green infrastructure within my local area <i>Please select only one item</i>	<input type="radio"/>	<input type="radio"/>	<input type="radio"/>	<input type="radio"/>	<input type="radio"/>
Greenspaces in Warwickshire should be managed more to encourage nature and wildlife <i>Please select only one item</i>	<input type="radio"/>	<input type="radio"/>	<input type="radio"/>	<input type="radio"/>	<input type="radio"/>
Having green infrastructure in urban environments make it a great place to live <i>Please select only one item</i>	<input type="radio"/>	<input type="radio"/>	<input type="radio"/>	<input type="radio"/>	<input type="radio"/>
I support 'No Mow May' (to allow wild plants to grow and flower, adding colour and attracting pollinating insects and other wildlife, for environmental benefit) <i>Please select only one item</i>	<input type="radio"/>	<input type="radio"/>	<input type="radio"/>	<input type="radio"/>	<input type="radio"/>
Public trees are important to me <i>Please select only one item</i>	<input type="radio"/>	<input type="radio"/>	<input type="radio"/>	<input type="radio"/>	<input type="radio"/>
Access to green infrastructure is good for physical health <i>Please select only one item</i>	<input type="radio"/>	<input type="radio"/>	<input type="radio"/>	<input type="radio"/>	<input type="radio"/>
Access to green infrastructure is good for mental well being <i>Please select only one item</i>	<input type="radio"/>	<input type="radio"/>	<input type="radio"/>	<input type="radio"/>	<input type="radio"/>
There should be more green infrastructure in my local area <i>Please select only one item</i>	<input type="radio"/>	<input type="radio"/>	<input type="radio"/>	<input type="radio"/>	<input type="radio"/>

Part 3 – Country Parks

Country Parks are public green spaces often at the edge of urban areas which provide places to enjoy the outdoors and experience nature in an informal semi-rural park setting. Country Parks normally have some facilities such as a car park, toilets, perhaps a cafe or kiosk, paths and trails, and visitor information. Warwickshire County Council operate several country parks, identified on the map below.



10 In the last 12 months on average, how often have you visited a Country Park or greenway, operated by Warwickshire County Council?

Please select only one item

- ☐ Every day
☐ 1-2 times per month
☐ Less often

- ☐ More than once a week
☐ Once every 2 to 3 months
☐ Never

Part 3 - Country Parks continued

10.1 What was the purpose of your visit to a Country Park or greenway?
(select as many as applicable)

Please select all that apply

- ☐ Walking / exercising
☐ Dog walking
☐ Picnic
☐ Visiting the cafe
☐ Enjoying the wildlife and surroundings
☐ Organised activity or event
☐ Family outing
☐ Rest from travelling / work
☐ Fishing
☐ Childrens play facilities
☐ Other (please state)

Other - please state

Part 3 – Country Parks Continued

11 Before this survey which of our Country Parks and greenways were you aware of?

Please select all that apply

- ☐ Kingsbury Water Park
- ☐ Ryton Pools
- ☐ Hartshill Hayes Country Park
- ☐ Burton Dassett Hills
- ☐ Pooley Country Park
- ☐ Kenilworth Greenway
- ☐ Offchurch Greenway
- ☐ Stratford Greenway
- ☐ Ufton Fields Nature Reserve

12 How far would you travel to visit a Country Park or large greenspace?

Please select only one item

- ☐ 0-4miles
- ☐ 5-9miles
- ☐ 10-14miles
- ☐ 15-19miles
- ☐ 20-30 miles
- ☐ More than 30 miles

13 How much do you agree or disagree with the following statements relating to Country Parks in Warwickshire?

	Strongly disagree	Disagree	Neither agree nor disagree	Agree	Strongly agree
Having large areas of greenspace in the region to visit is important <i>Please select only one item</i>	<input type="radio"/>	<input type="radio"/>	<input type="radio"/>	<input type="radio"/>	<input type="radio"/>
Warwickshire's Country Parks are a safe place, where I feel safe <i>Please select only one item</i>	<input type="radio"/>	<input type="radio"/>	<input type="radio"/>	<input type="radio"/>	<input type="radio"/>
Warwickshire's Country Parks encourage physical activity such as walking, cycling, sports and play <i>Please select only one item</i>	<input type="radio"/>	<input type="radio"/>	<input type="radio"/>	<input type="radio"/>	<input type="radio"/>
Warwickshire's Country Parks should provide habitats for wildlife <i>Please select only one item</i>	<input type="radio"/>	<input type="radio"/>	<input type="radio"/>	<input type="radio"/>	<input type="radio"/>
Warwickshire's Country Parks are accessible to all <i>Please select only one item</i>	<input type="radio"/>	<input type="radio"/>	<input type="radio"/>	<input type="radio"/>	<input type="radio"/>
Warwickshire has a good selection of Country Parks to visit <i>Please select only one item</i>	<input type="radio"/>	<input type="radio"/>	<input type="radio"/>	<input type="radio"/>	<input type="radio"/>
Having large events at Country Parks is a good thing <i>Please select only one item</i>	<input type="radio"/>	<input type="radio"/>	<input type="radio"/>	<input type="radio"/>	<input type="radio"/>
I would like to be able to access Country Parks via walking or cycling <i>Please select only one item</i>	<input type="radio"/>	<input type="radio"/>	<input type="radio"/>	<input type="radio"/>	<input type="radio"/>

Please use this space to add any further detail on your answers to this question

Part 4 – Any other comments

14 Please use the space below to leave any other comments you would like to share on greenspaces or Country Parks in Warwickshire.